

DATA SHEET



Three Phase Induction Motor - Squirrel Cage

Customer :

Product line : W22 IEEE 841 NEMA Premium Efficiency Three-Phase Product code : 13152755

Frame	: 254/6T	Cooling method	: IC411 - TEFC
Insulation class	: F	Mounting	: F-1
Duty cycle	: Cont.(S1)	Rotation ¹	: Both (CW and CCW)
Ambient temperature	: -20°C to +40°C	Starting method	: Direct On Line
Altitude	: 1000 m.a.s.l.	Approx. weight ²	: 142 kg
Protection degree	: IP55	Moment of inertia (J)	: 0.1104 kgm ²
Design	: B		

Output [HP]	15	10	10	10	15	15	15
Poles	4	4	4	4	4	4	4
Frequency [Hz]	60	50	50	50	50	50	50
Rated voltage [V]	460	380	400	415	380	400	415
Rated current [A]	18.0	15.2	14.8	14.5	21.5	20.5	20.0
L. R. Amperes [A]	115	109	115	120	105	111	118
LRC [A]	6.4x(Code G)	7.2x(Code J)	7.8x(Code J)	8.3x(Code K)	4.9x(Code E)	5.4x(Code F)	5.9x(Code G)
No load current [A]	7.00	6.70	7.10	7.40	7.10	7.60	7.40
Rated speed [RPM]	1768	1475	1480	1480	1455	1460	1465
Slip [%]	1.78	1.67	1.33	1.33	3.00	2.67	2.33
Rated torque [kgfm]	6.16	4.92	4.90	4.90	7.48	7.46	7.43
Locked rotor torque [%]	240	250	280	310	160	200	210
Breakdown torque [%]	260	300	340	370	200	220	240
Service factor	1.25	1.25	1.25	1.25	1.00	1.00	1.00
Temperature rise	80 K	80 K	80 K	80 K	80 K	80 K	80 K
Locked rotor time	55s (cold) 31s (hot)	72s (cold) 40s (hot)	63s (cold) 35s (hot)	57s (cold) 32s (hot)	41s (cold) 23s (hot)	41s (cold) 23s (hot)	37s (cold) 21s (hot)
Noise level ²	64.0 dB(A)	61.0 dB(A)	61.0 dB(A)	61.0 dB(A)	61.0 dB(A)	61.0 dB(A)	61.0 dB(A)
Efficiency (%)	25%						
	50%	91.0	88.8	88.6	88.3	91.0	91.0
	75%	91.7	90.3	90.3	90.3	90.2	91.0
	100%	92.4	90.4	90.6	90.8	90.2	91.0
Power Factor	25%						
	50%	0.68	0.65	0.62	0.59	0.74	0.71
	75%	0.78	0.77	0.74	0.72	0.82	0.80
	100%	0.83	0.83	0.81	0.79	0.86	0.85

Losses at normative operating points (speed;torque), in percentage of rated output power

Losses (%)	P1 (0,9;1,0)	8.1	8.1	8.1	8.1	8.1	8.1
	P2 (0,5;1,0)	6.8	6.8	6.8	6.8	6.8	6.8
	P3 (0,25;1,0)	6.3	6.3	6.3	6.3	6.3	6.3
	P4 (0,9;0,5)	3.9	3.9	3.9	3.9	3.9	3.9
	P5 (0,5;0,5)	2.7	2.7	2.7	2.7	2.7	2.7
	P6 (0,5;0,25)	1.8	1.8	1.8	1.8	1.8	1.8
	P7 (0,25;0,25)	1.2	1.2	1.2	1.2	1.2	1.2

Bearing type	: Drive end 6309 C3 Non drive end 6209 C3	Foundation loads Max. traction : 209 kgf Max. compression : 351 kgf
Sealing	: Taconite Labyrinth Labyrinth	
Lubrication interval	: 20000 h 20000 h	
Lubricant amount	: 13 g 9 g	
Lubricant type	: Mobil Polyrex EM	

Rev.	Changes Summary	Performed	Checked	Date
Performed by				
Checked by			Page	Revision
Date	13/01/2024		1 / 9	

DATA SHEET

Three Phase Induction Motor - Squirrel Cage



Customer : _____

Notes

Rev.	Changes Summary	Performed	Checked	Date
Performed by				
Checked by			Page	Revision
Date	13/01/2024		2 / 9	

LOAD PERFORMANCE CURVE

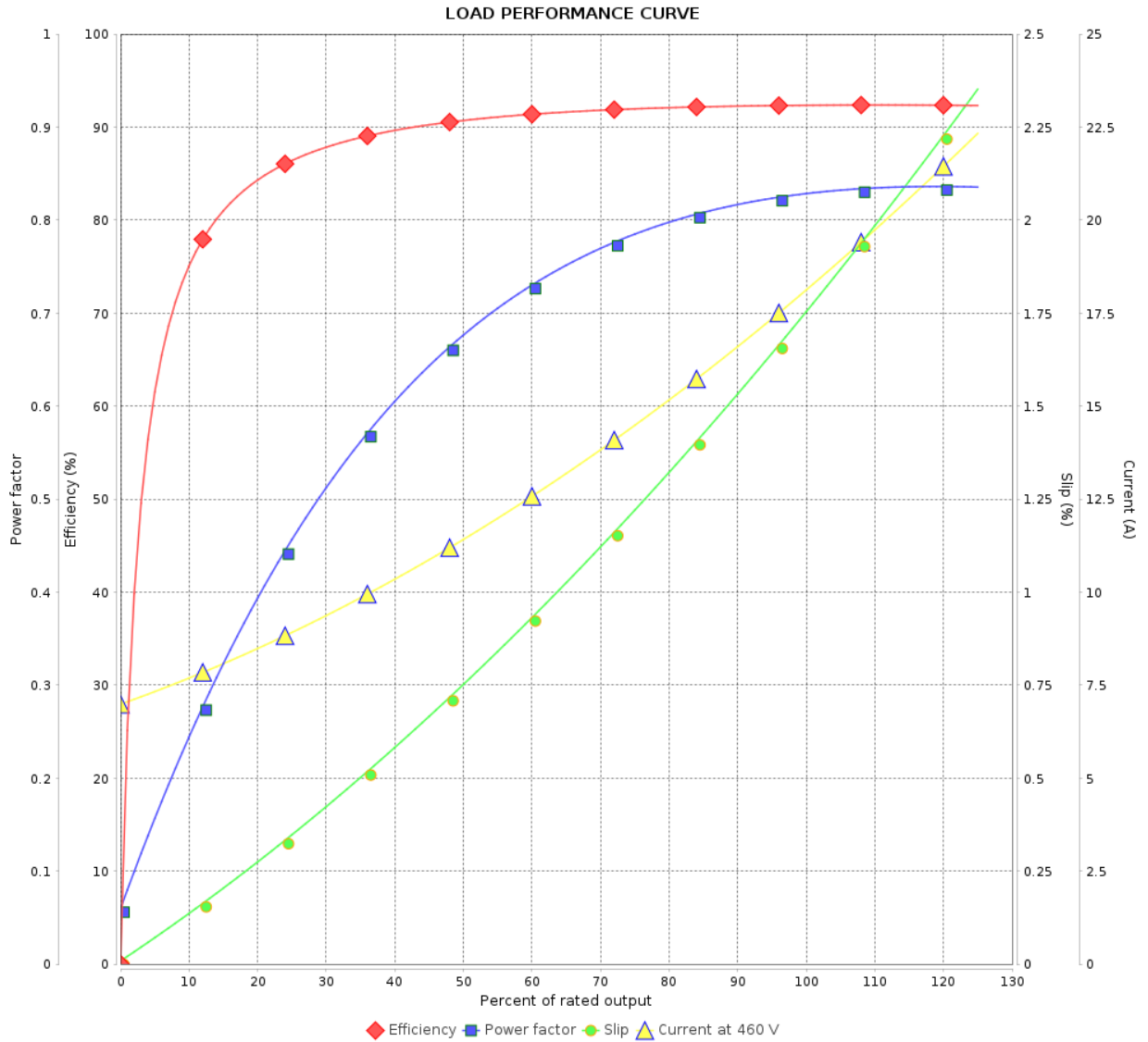
Three Phase Induction Motor - Squirrel Cage



Customer :

Product line : W22 IEEE 841 NEMA Premium Efficiency Three-Phase

Product code : 13152755



Performance : 460 V 60 Hz 4P

Rated current : 18.0 A
 LRC : 6.4
 Rated torque : 6.16 kgfm
 Locked rotor torque : 240 %
 Breakdown torque : 260 %
 Rated speed : 1768 rpm

Moment of inertia (J) : 0.1104 kgm²
 Duty cycle : Cont.(S1)
 Insulation class : F
 Service factor : 1.25
 Temperature rise : 80 K
 Design : B

Rev.	Changes Summary	Performed	Checked	Date
Performed by			Page	Revision
Checked by				
Date				

LOAD PERFORMANCE CURVE

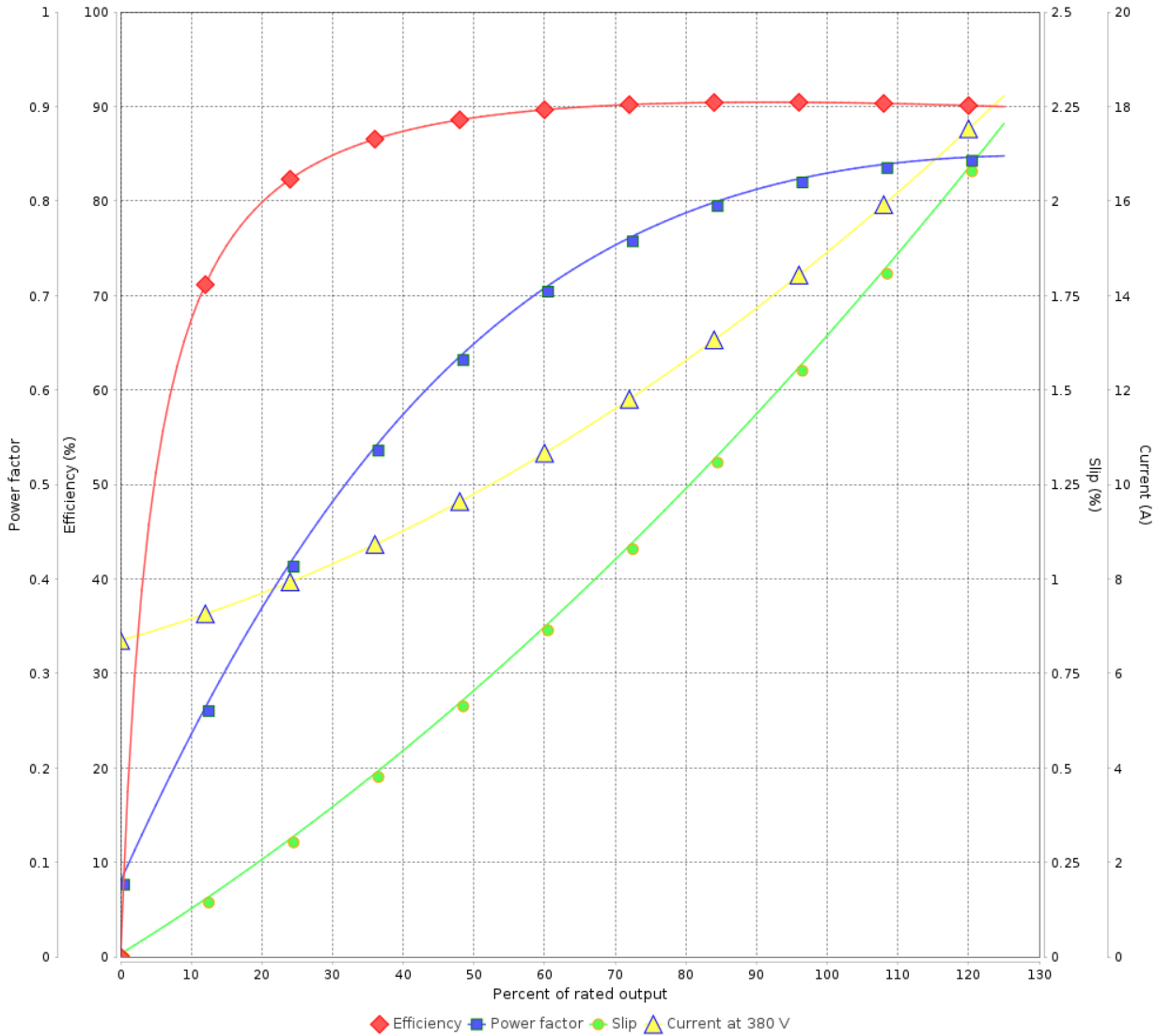
Three Phase Induction Motor - Squirrel Cage



Customer :

Product line : W22 IEEE 841 NEMA Premium Efficiency Three-Phase Product code : 13152755

LOAD PERFORMANCE CURVE



Performance : 380 V 50 Hz 4P IE3

Rated current	: 15.2 A	Moment of inertia (J)	: 0.1104 kgm ²
LRC	: 7.2	Duty cycle	: Cont.(S1)
Rated torque	: 4.92 kgfm	Insulation class	: F
Locked rotor torque	: 250 %	Service factor	: 1.25
Breakdown torque	: 300 %	Temperature rise	: 80 K
Rated speed	: 1475 rpm	Design	: B

Rev.	Changes Summary	Performed	Checked	Date
Performed by			Page	Revision
Checked by			4 / 9	
Date	13/01/2024			

LOAD PERFORMANCE CURVE

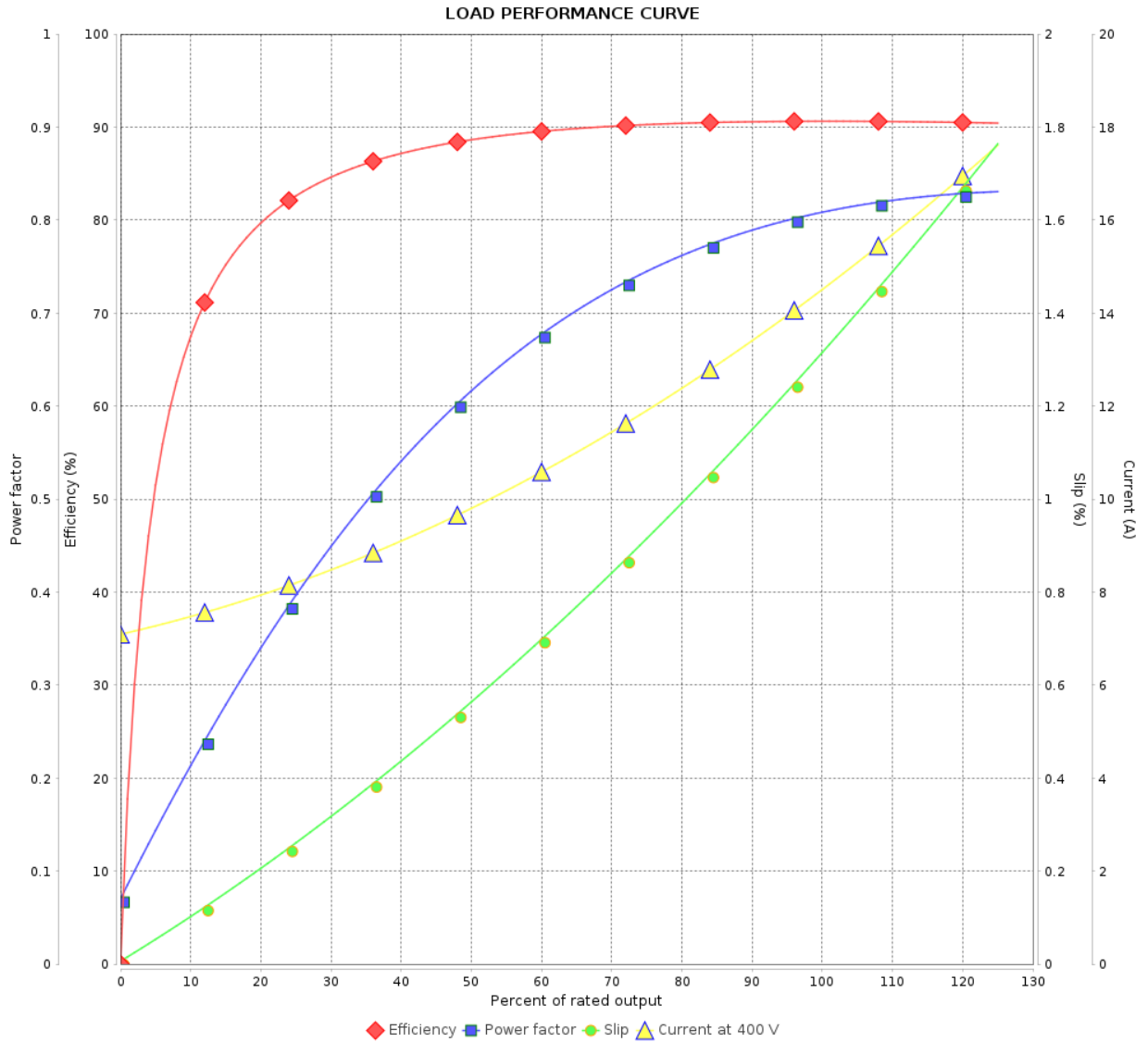
Three Phase Induction Motor - Squirrel Cage



Customer : _____

Product line : W22 IEEE 841 NEMA Premium Efficiency Three-Phase

Product code : 13152755



Performance : 400 V 50 Hz 4P IE3

Rated current : 14.8 A
 LRC : 7.8
 Rated torque : 4.90 kgfm
 Locked rotor torque : 280 %
 Breakdown torque : 340 %
 Rated speed : 1480 rpm

Moment of inertia (J) : 0.1104 kgm²
 Duty cycle : Cont.(S1)
 Insulation class : F
 Service factor : 1.25
 Temperature rise : 80 K
 Design : B

Rev.	Changes Summary	Performed	Checked	Date
Performed by			Page 5 / 9	Revision
Checked by				
Date	13/01/2024			

LOAD PERFORMANCE CURVE

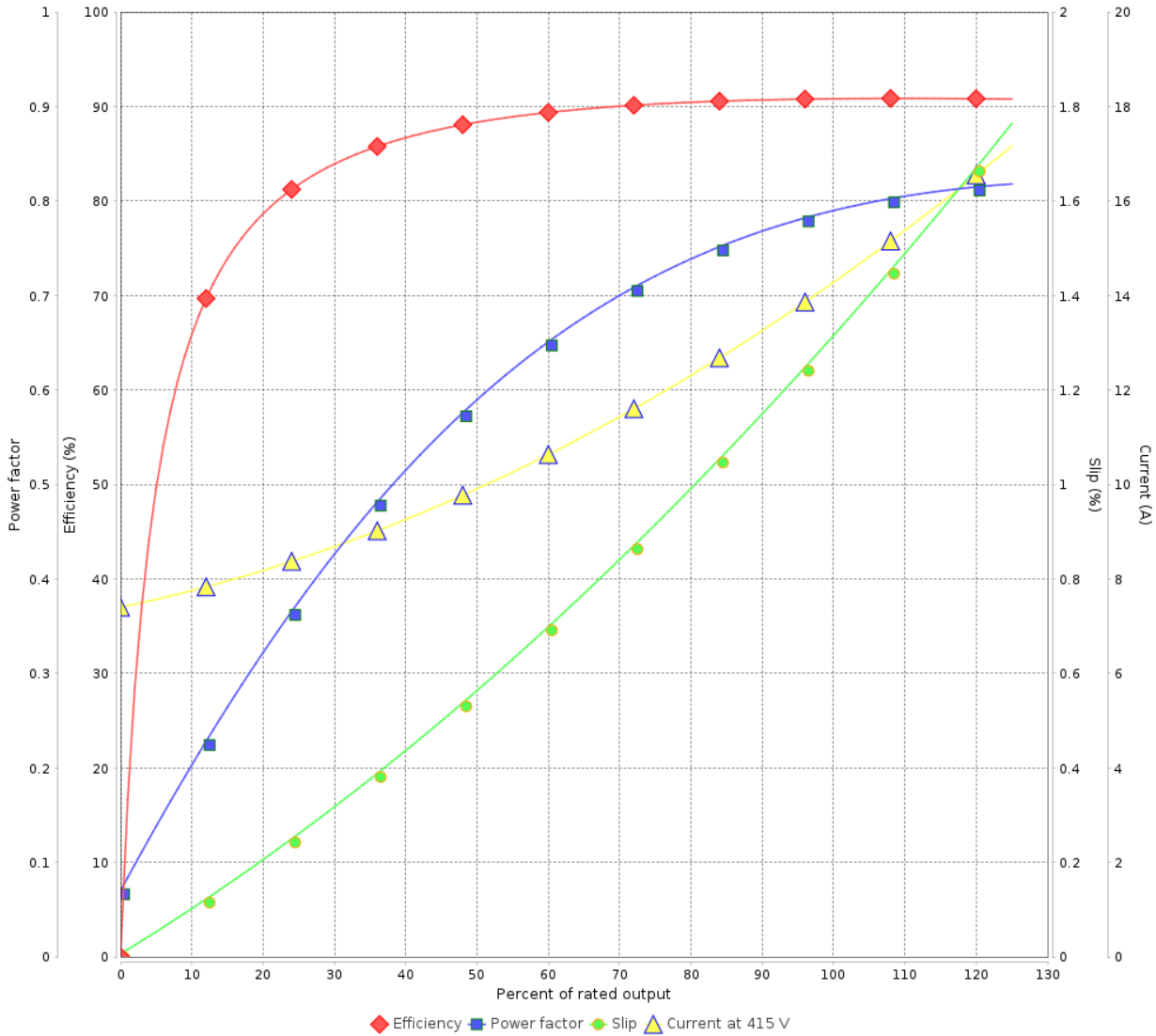
Three Phase Induction Motor - Squirrel Cage



Customer :

Product line : W22 IEEE 841 NEMA Premium Efficiency Three-Phase Product code : 13152755

LOAD PERFORMANCE CURVE



Performance : 415 V 50 Hz 4P IE3

Rated current	: 14.5 A	Moment of inertia (J)	: 0.1104 kgm ²
LRC	: 8.3	Duty cycle	: Cont.(S1)
Rated torque	: 4.90 kgfm	Insulation class	: F
Locked rotor torque	: 310 %	Service factor	: 1.25
Breakdown torque	: 370 %	Temperature rise	: 80 K
Rated speed	: 1480 rpm	Design	: B

Rev.	Changes Summary	Performed	Checked	Date
Performed by			Page 6 / 9	Revision
Checked by				
Date	13/01/2024			

LOAD PERFORMANCE CURVE

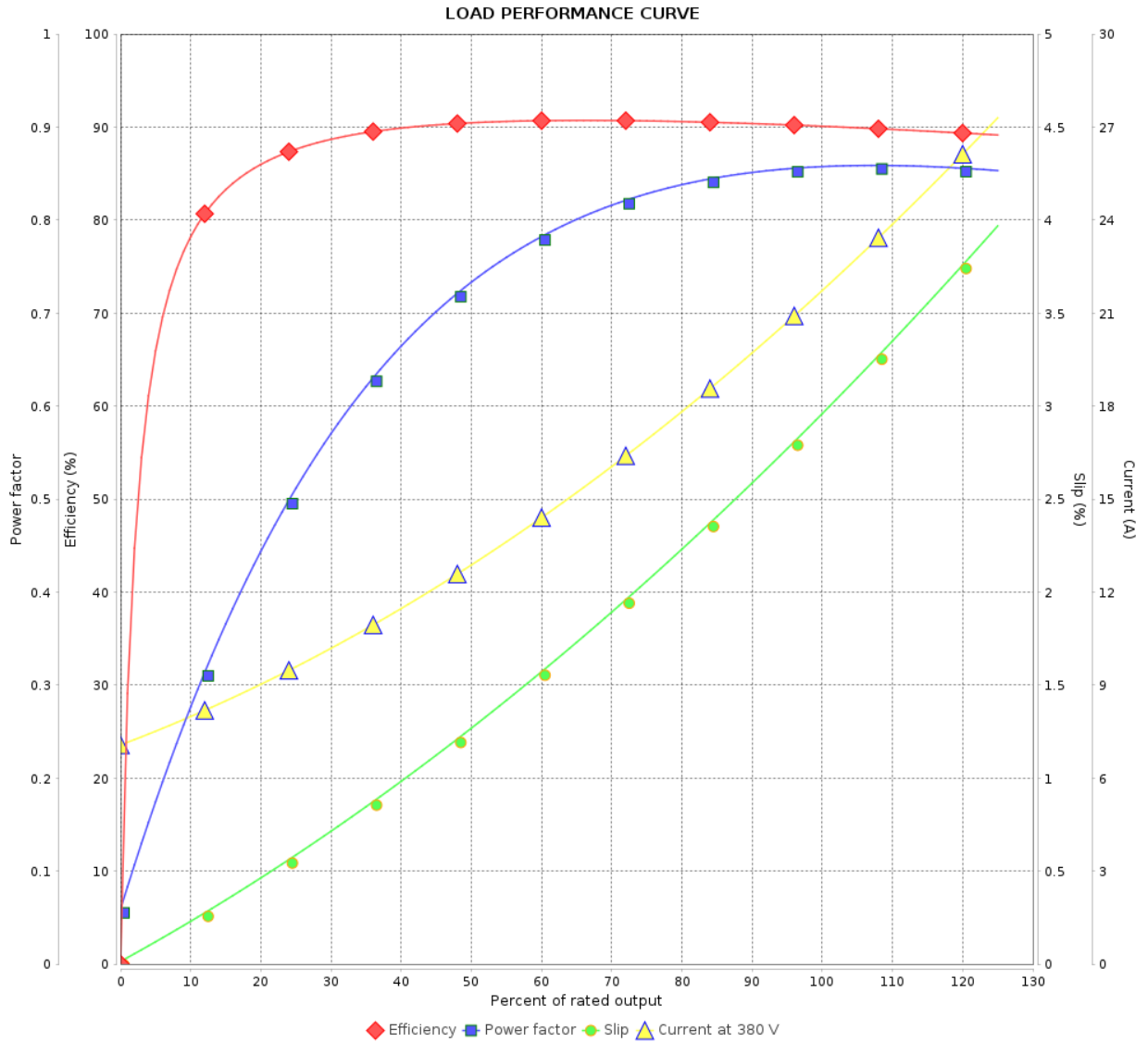
Three Phase Induction Motor - Squirrel Cage



Customer :

Product line : W22 IEEE 841 NEMA Premium Efficiency Three-Phase

Product code : 13152755



Performance : 380 V 50 Hz 4P IE2

Rated current : 21.5 A
 LRC : 4.9
 Rated torque : 7.48 kgfm
 Locked rotor torque : 160 %
 Breakdown torque : 200 %
 Rated speed : 1455 rpm

Moment of inertia (J) : 0.1104 kgm²
 Duty cycle : Cont.(S1)
 Insulation class : F
 Service factor : 1.00
 Temperature rise : 80 K
 Design : B

Rev.	Changes Summary	Performed	Checked	Date
Performed by			Page	Revision
Checked by				
Date				

LOAD PERFORMANCE CURVE

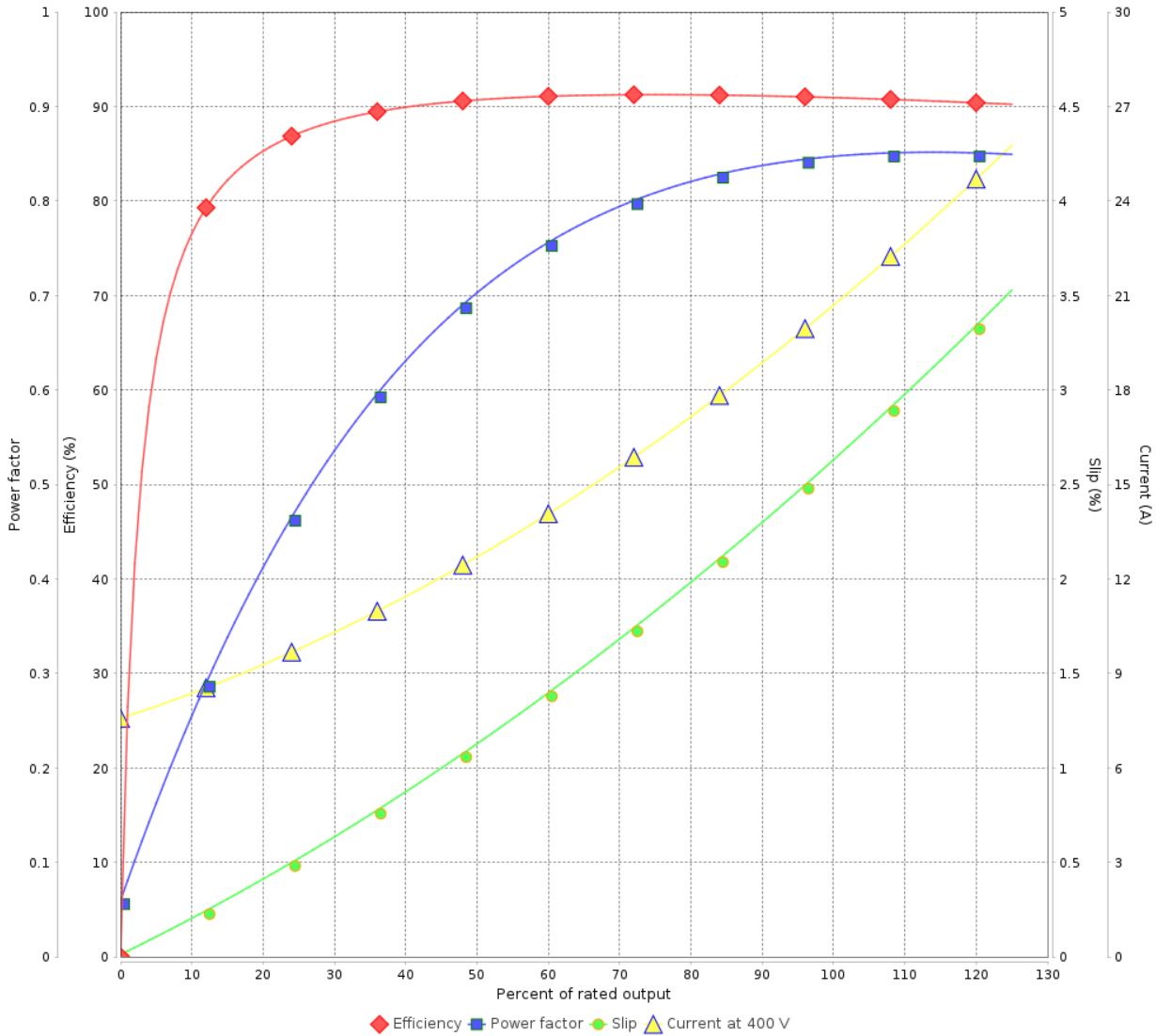
Three Phase Induction Motor - Squirrel Cage



Customer :

Product line : W22 IEEE 841 NEMA Premium Efficiency Three-Phase Product code : 13152755

LOAD PERFORMANCE CURVE



Performance : 400 V 50 Hz 4P IE2

Rated current	: 20.5 A	Moment of inertia (J)	: 0.1104 kgm ²
LRC	: 5.4	Duty cycle	: Cont.(S1)
Rated torque	: 7.46 kgfm	Insulation class	: F
Locked rotor torque	: 200 %	Service factor	: 1.00
Breakdown torque	: 220 %	Temperature rise	: 80 K
Rated speed	: 1460 rpm	Design	: B

Rev.	Changes Summary	Performed	Checked	Date
Performed by			Page 8 / 9	Revision
Checked by				
Date	13/01/2024			

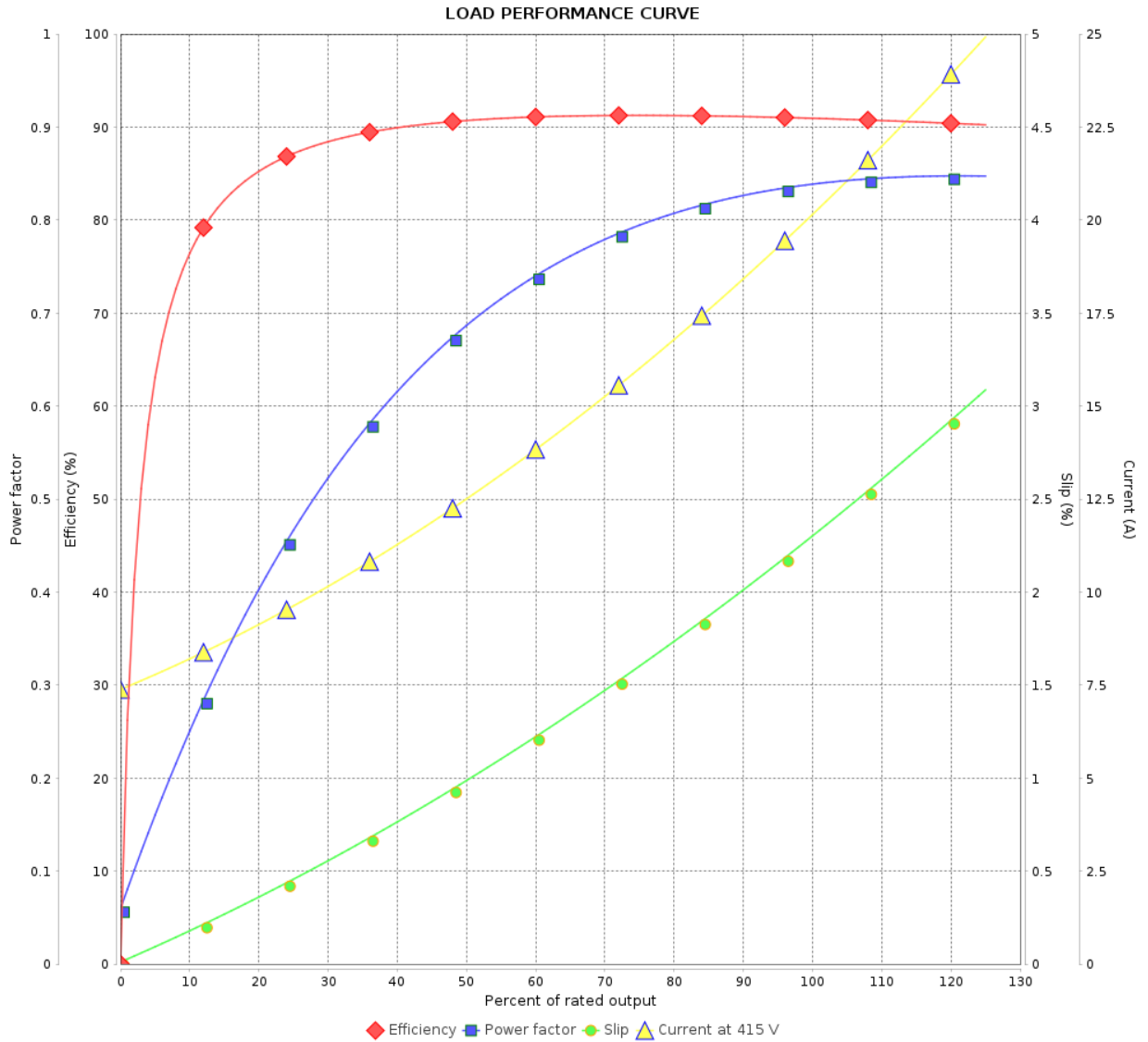
LOAD PERFORMANCE CURVE

Three Phase Induction Motor - Squirrel Cage



Customer : _____

Product line : W22 IEEE 841 NEMA Premium Efficiency Three-Phase Product code : 13152755



Performance : 415 V 50 Hz 4P IE2

Rated current : 20.0 A
 LRC : 5.9
 Rated torque : 7.43 kgfm
 Locked rotor torque : 210 %
 Breakdown torque : 240 %
 Rated speed : 1465 rpm

Moment of inertia (J) : 0.1104 kgm²
 Duty cycle : Cont.(S1)
 Insulation class : F
 Service factor : 1.00
 Temperature rise : 80 K
 Design : B

Rev.	Changes Summary	Performed	Checked	Date
Performed by			Page	Revision
Checked by				
Date				