

DATA SHEET

Three Phase Induction Motor - Squirrel Cage



Customer :

Product line : W22 P Base NEMA Premium Efficiency Three-Phase Product code : 13128959

Frame	: 256HP	Cooling method	: IC411 - TEFC
Insulation class	: F	Mounting	: W-6
Duty cycle	: Cont.(S1)	Rotation ¹	: Both (CW and CCW)
Ambient temperature	: -20°C to +40°C	Starting method	: Direct On Line
Altitude	: 1000 m.a.s.l.	Approx. weight ²	: 130 kg
Protection degree	: IP55	Moment of inertia (J)	: 0.0647 kgm ²
Design	: B		

Output [HP]	20	15	15	15	20	20	20
Poles	2	2	2	2	2	2	2
Frequency [Hz]	60	50	50	50	50	50	50
Rated voltage [V]	230/460	380	400	415	380	400	415
Rated current [A]	46.5/23.3	20.6	19.8	19.3	28.9	27.2	26.2
L. R. Amperes [A]	284/142	144	154	156	148	155	160
LRC [A]	6.1x(Code G)	7.0x(Code H)	7.8x(Code J)	8.1x(Code J)	5.1x(Code E)	5.7x(Code F)	6.1x(Code G)
No load current [A]	13.0/6.50	6.20	6.60	6.90	6.20	6.60	6.90
Rated speed [RPM]	3525	2935	2945	2950	2885	2905	2915
Slip [%]	2.08	2.17	1.83	1.67	3.83	3.17	2.83
Rated torque [kgfm]	4.12	3.71	3.70	3.69	5.03	5.00	4.98
Locked rotor torque [%]	200	220	240	270	160	180	200
Breakdown torque [%]	240	260	280	310	190	210	229
Service factor	1.25	1.15	1.15	1.15	1.00	1.00	1.00
Temperature rise	80 K	80 K	80 K	80 K	105 K	105 K	105 K
Locked rotor time	25s (cold) 14s (hot)	28s (cold) 16s (hot)	28s (cold) 16s (hot)	28s (cold) 16s (hot)	10s (cold) 6s (hot)	16s (cold) 9s (hot)	18s (cold) 10s (hot)
Noise level ²	72.0 dB(A)	67.0 dB(A)	67.0 dB(A)	67.0 dB(A)	67.0 dB(A)	67.0 dB(A)	67.0 dB(A)
Efficiency (%)	25%	90.5	90.2	90.2	89.5	86.9	89.0
	50%	90.7	90.6	90.4	89.8	87.2	89.2
	75%	91.0	90.9	91.2	91.1	87.5	89.5
	100%	91.0	91.2	91.2	91.2	87.5	89.5
Power Factor	25%	0.56	0.54	0.50	0.48	0.64	0.57
	50%	0.80	0.78	0.75	0.73	0.85	0.82
	75%	0.87	0.86	0.84	0.83	0.89	0.88
	100%	0.89	0.89	0.88	0.87	0.90	0.89

Losses at normative operating points (speed;torque), in percentage of rated output power

Losses (%)	P1 (0,9;1,0)	9.0	8.8	8.8	8.8	13.0	10.7	10.7
	P2 (0,5;1,0)	6.6	6.5	6.5	6.5	9.6	7.9	7.9
	P3 (0,25;1,0)	6.2	6.0	6.0	6.0	8.9	7.3	7.3
	P4 (0,9;0,5)	4.9	4.8	4.8	4.8	7.1	5.8	5.8
	P5 (0,5;0,5)	2.7	2.6	2.6	2.6	3.9	3.2	3.2
	P6 (0,5;0,25)	1.8	1.7	1.7	1.7	2.6	2.1	2.1
	P7 (0,25;0,25)	1.0	1.0	1.0	1.0	1.5	1.2	1.2

Bearing type	: Drive end 6311 C3 Non drive end 6209 C3	Foundation loads Max. traction Max. compression
Sealing	: V'Ring V'Ring	
Lubrication interval	: 7000 h 11000 h	
Lubricant amount	: 18 g 9 g	
Lubricant type	: Mobil Polyrex EM	

This revision replaces and cancel the previous one, which must be eliminated.

(1) Looking the motor from the shaft end.

These are average values based on tests with sinusoidal power supply, subject to the tolerances stipulated in NEMA MG-1.

Rev.	Changes Summary	Performed	Checked	Date
Performed by				
Checked by			Page	Revision
Date	14/01/2024		1 / 9	

DATA SHEET

Three Phase Induction Motor - Squirrel Cage



Customer : _____

Notes
USABLE @208V 51.3A SF 1.15 SFA 59.0A

Rev.	Changes Summary	Performed	Checked	Date
Performed by				
Checked by			Page	Revision
Date	14/01/2024		2 / 9	

LOAD PERFORMANCE CURVE

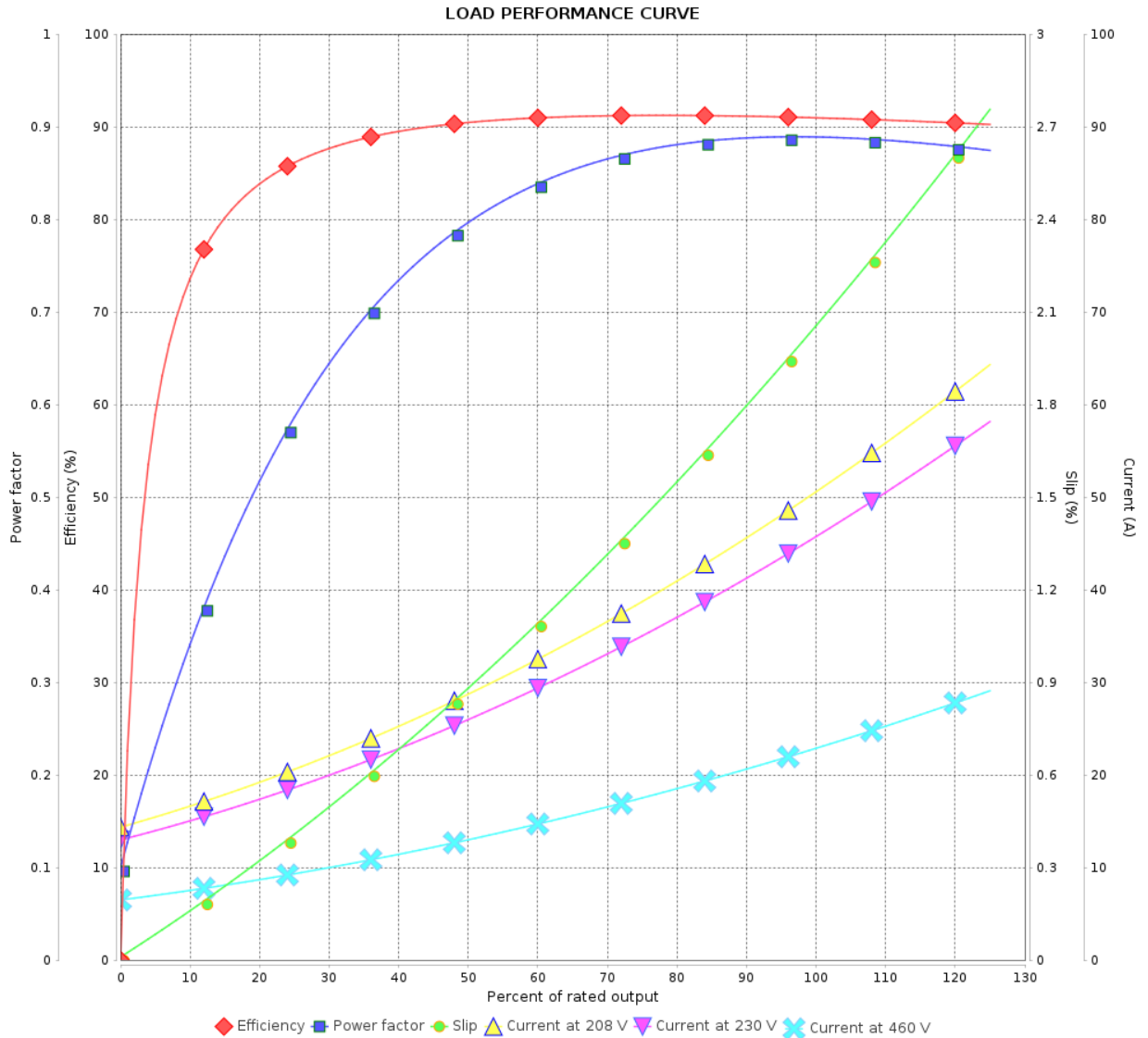
Three Phase Induction Motor - Squirrel Cage



Customer : _____

Product line : W22 P Base NEMA Premium Efficiency
Three-Phase

Product code : 13128959



Performance : 230/460 V 60 Hz 2P

Rated current : 46.5/23.3 A
 LRC : 6.1
 Rated torque : 4.12 kgfm
 Locked rotor torque : 200 %
 Breakdown torque : 240 %
 Rated speed : 3525 rpm

Moment of inertia (J) : 0.0647 kgm²
 Duty cycle : Cont.(S1)
 Insulation class : F
 Service factor : 1.25
 Temperature rise : 80 K
 Design : B

Rev.	Changes Summary	Performed	Checked	Date
Performed by			Page	Revision
Checked by				
Date				

LOAD PERFORMANCE CURVE

Three Phase Induction Motor - Squirrel Cage

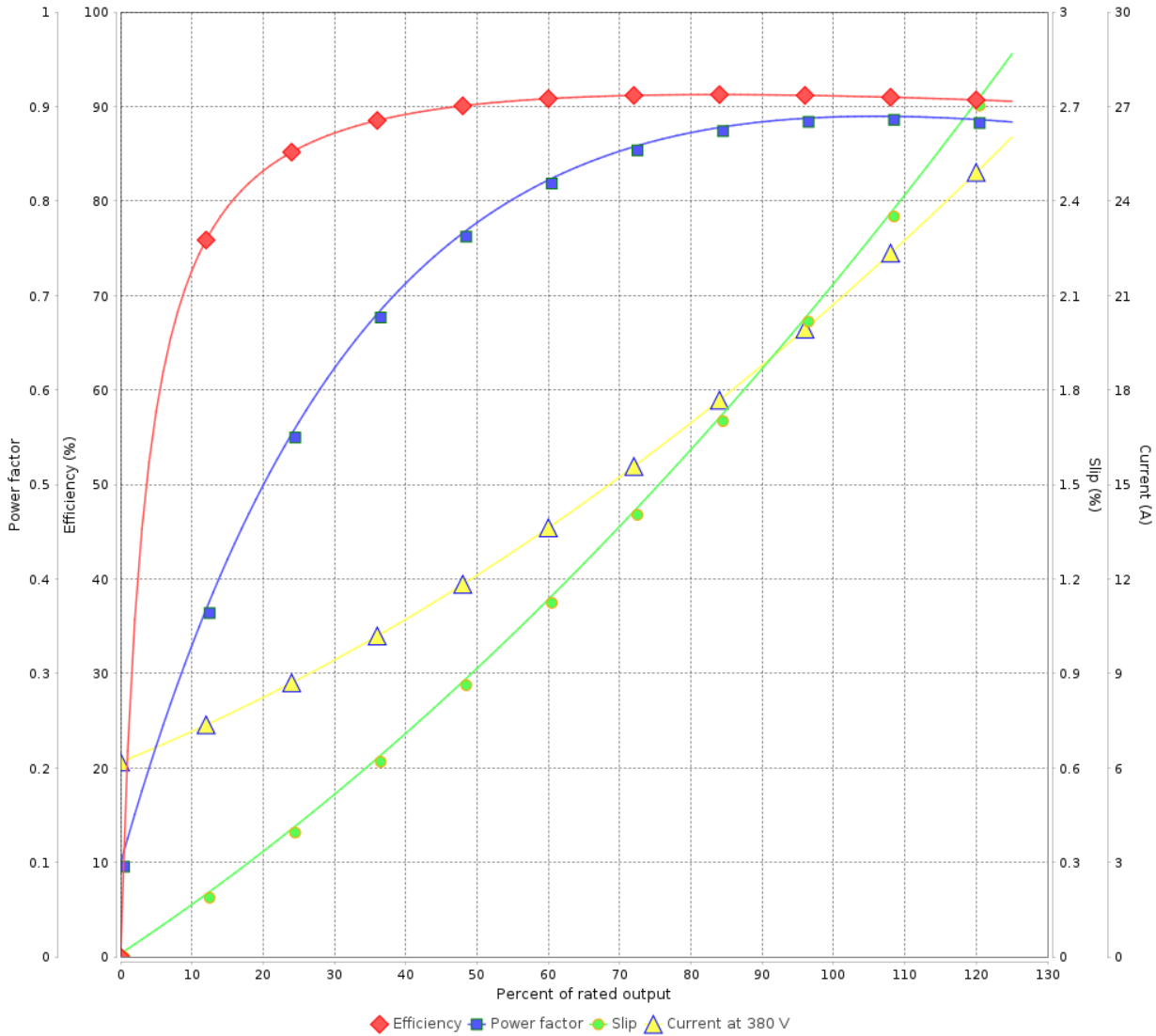


Customer : _____

Product line : W22 P Base NEMA Premium Efficiency
Three-Phase

Product code : 13128959

LOAD PERFORMANCE CURVE



Performance : 380 V 50 Hz 2P IE3

Rated current : 20.6 A
 LRC : 7.0
 Rated torque : 3.71 kgfm
 Locked rotor torque : 220 %
 Breakdown torque : 260 %
 Rated speed : 2935 rpm

Moment of inertia (J) : 0.0647 kgm²
 Duty cycle : Cont.(S1)
 Insulation class : F
 Service factor : 1.15
 Temperature rise : 80 K
 Design : B

Rev.	Changes Summary	Performed	Checked	Date
Performed by			Page 4 / 9	Revision
Checked by				
Date	14/01/2024			

LOAD PERFORMANCE CURVE

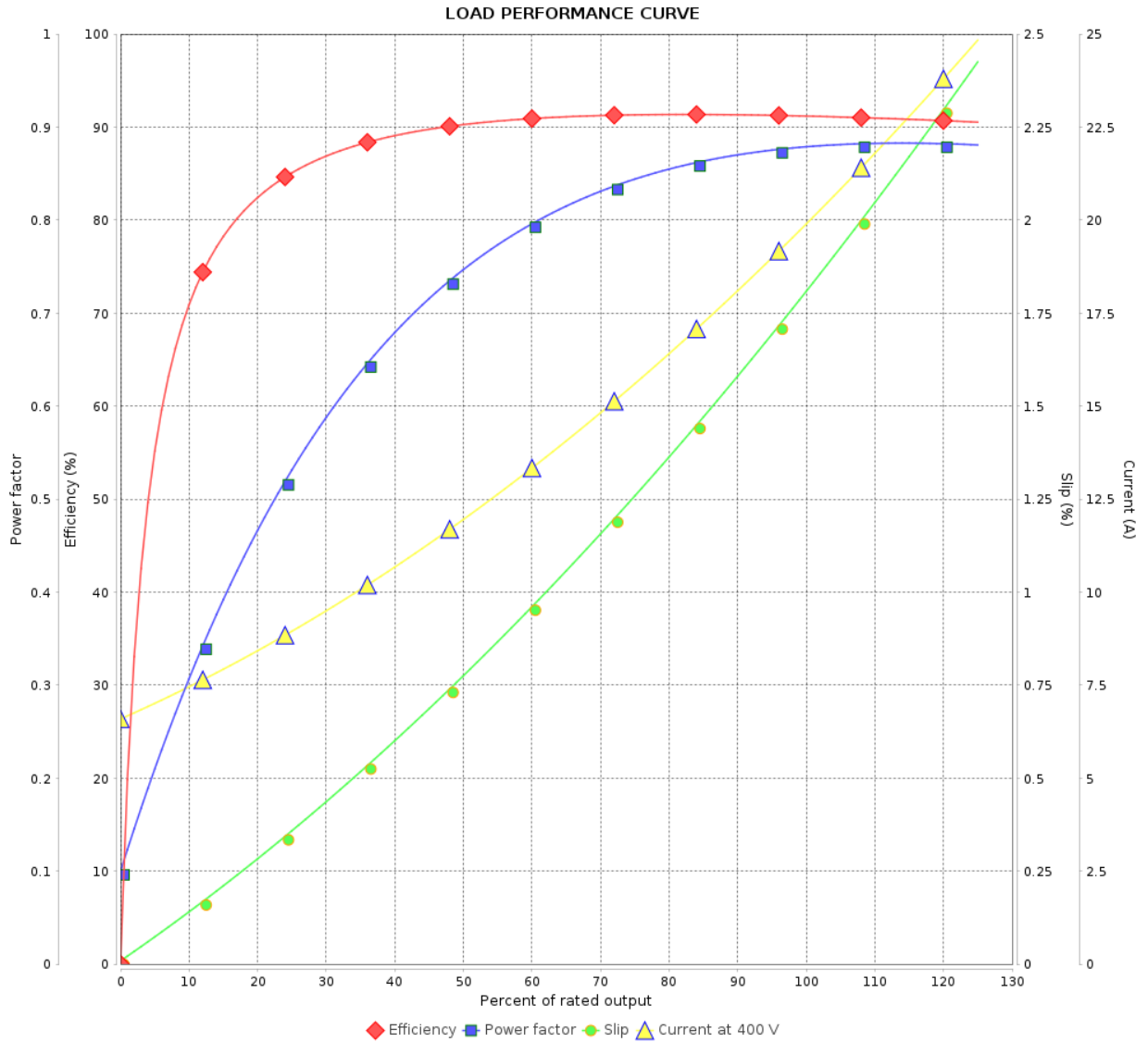
Three Phase Induction Motor - Squirrel Cage



Customer : _____

Product line : W22 P Base NEMA Premium Efficiency
Three-Phase

Product code : 13128959



Performance : 400 V 50 Hz 2P IE3

Rated current : 19.8 A
 LRC : 7.8
 Rated torque : 3.70 kgfm
 Locked rotor torque : 240 %
 Breakdown torque : 280 %
 Rated speed : 2945 rpm

Moment of inertia (J) : 0.0647 kgm²
 Duty cycle : Cont.(S1)
 Insulation class : F
 Service factor : 1.15
 Temperature rise : 80 K
 Design : B

Rev.	Changes Summary	Performed	Checked	Date
Performed by			Page	Revision
Checked by				
Date				

LOAD PERFORMANCE CURVE

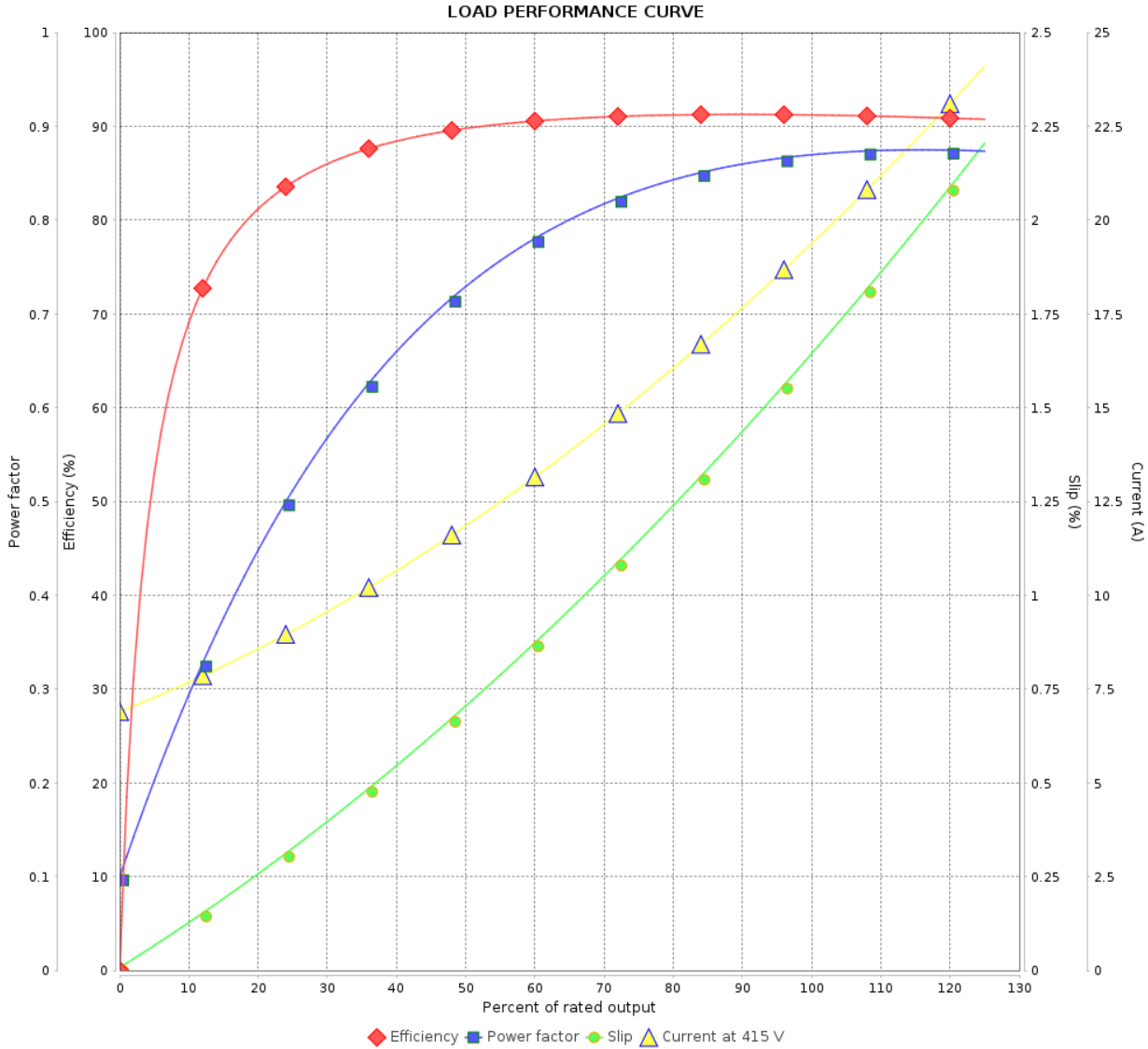
Three Phase Induction Motor - Squirrel Cage



Customer : _____

Product line : W22 P Base NEMA Premium Efficiency
Three-Phase

Product code : 13128959



Performance : 415 V 50 Hz 2P IE3

Rated current : 19.3 A
 LRC : 8.1
 Rated torque : 3.69 kgfm
 Locked rotor torque : 270 %
 Breakdown torque : 310 %
 Rated speed : 2950 rpm

Moment of inertia (J) : 0.0647 kgm²
 Duty cycle : Cont.(S1)
 Insulation class : F
 Service factor : 1.15
 Temperature rise : 80 K
 Design : B

Rev.	Changes Summary	Performed	Checked	Date
Performed by			Page 6 / 9	Revision
Checked by				
Date	14/01/2024			

LOAD PERFORMANCE CURVE

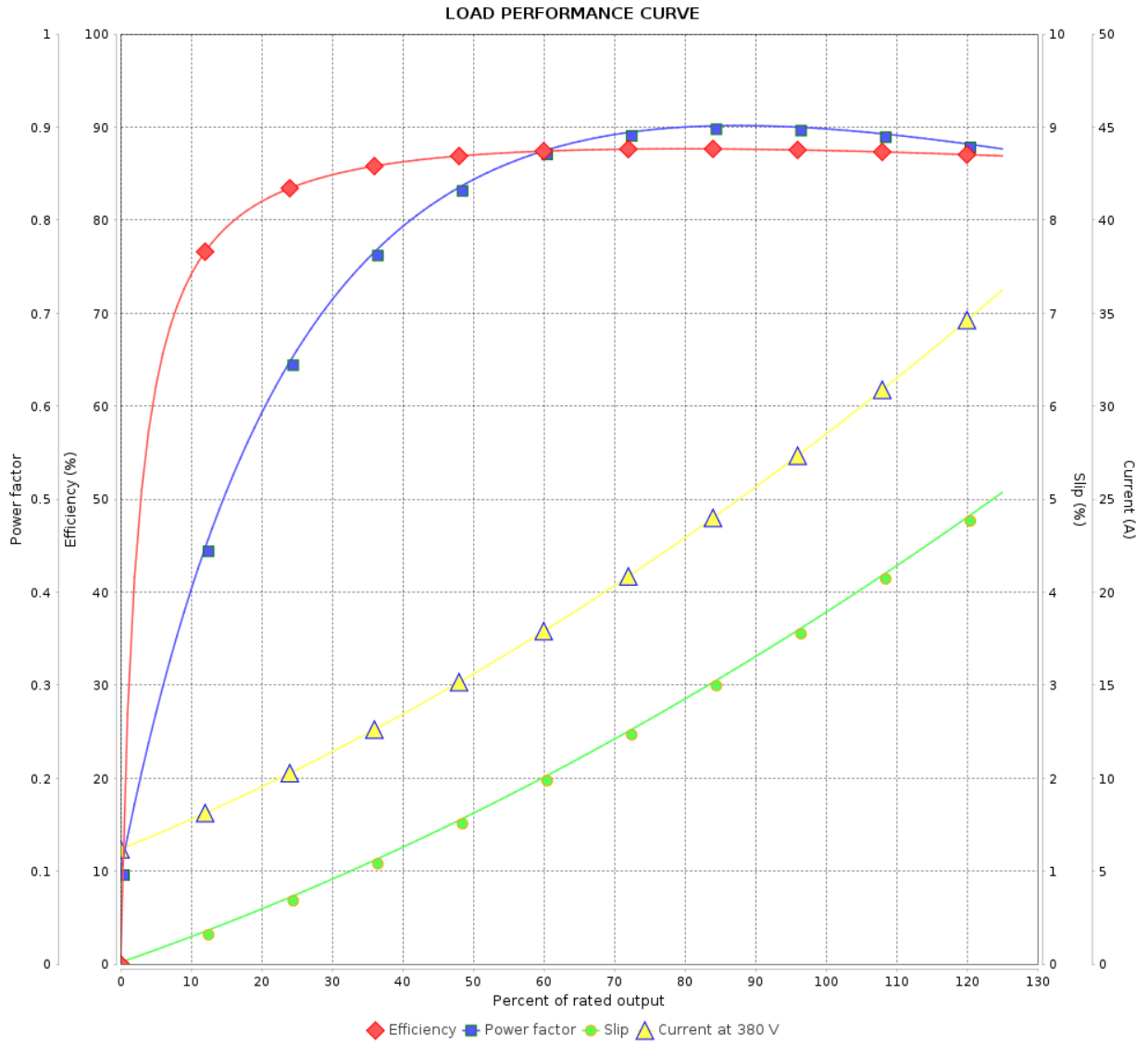
Three Phase Induction Motor - Squirrel Cage



Customer : _____

Product line : W22 P Base NEMA Premium Efficiency
Three-Phase

Product code : 13128959



Performance : 380 V 50 Hz 2P

Rated current : 28.9 A
 LRC : 5.1
 Rated torque : 5.03 kgfm
 Locked rotor torque : 160 %
 Breakdown torque : 190 %
 Rated speed : 2885 rpm

Moment of inertia (J) : 0.0647 kgm²
 Duty cycle : Cont.(S1)
 Insulation class : F
 Service factor : 1.00
 Temperature rise : 105 K
 Design : B

Rev.	Changes Summary	Performed	Checked	Date
Performed by			Page	Revision
Checked by				
Date				

LOAD PERFORMANCE CURVE

Three Phase Induction Motor - Squirrel Cage

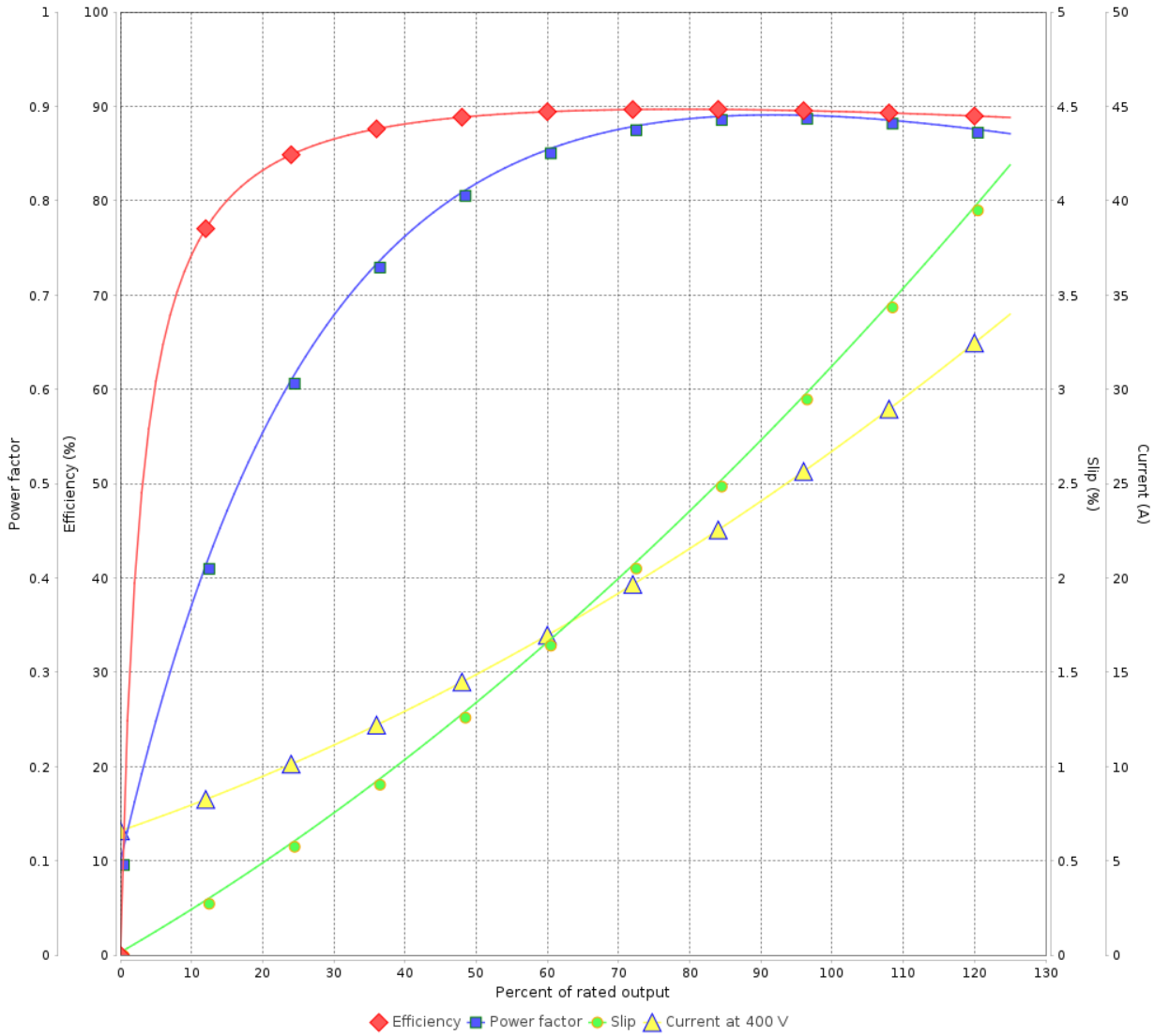


Customer :

Product line : W22 P Base NEMA Premium Efficiency Three-Phase

Product code : 13128959

LOAD PERFORMANCE CURVE



Performance : 400 V 50 Hz 2P IE1

Rated current : 27.2 A
 LRC : 5.7
 Rated torque : 5.00 kgfm
 Locked rotor torque : 180 %
 Breakdown torque : 210 %
 Rated speed : 2905 rpm

Moment of inertia (J) : 0.0647 kgm²
 Duty cycle : Cont.(S1)
 Insulation class : F
 Service factor : 1.00
 Temperature rise : 105 K
 Design : B

Rev.	Changes Summary	Performed	Checked	Date
Performed by			Page 8 / 9	Revision
Checked by				
Date	14/01/2024			

LOAD PERFORMANCE CURVE

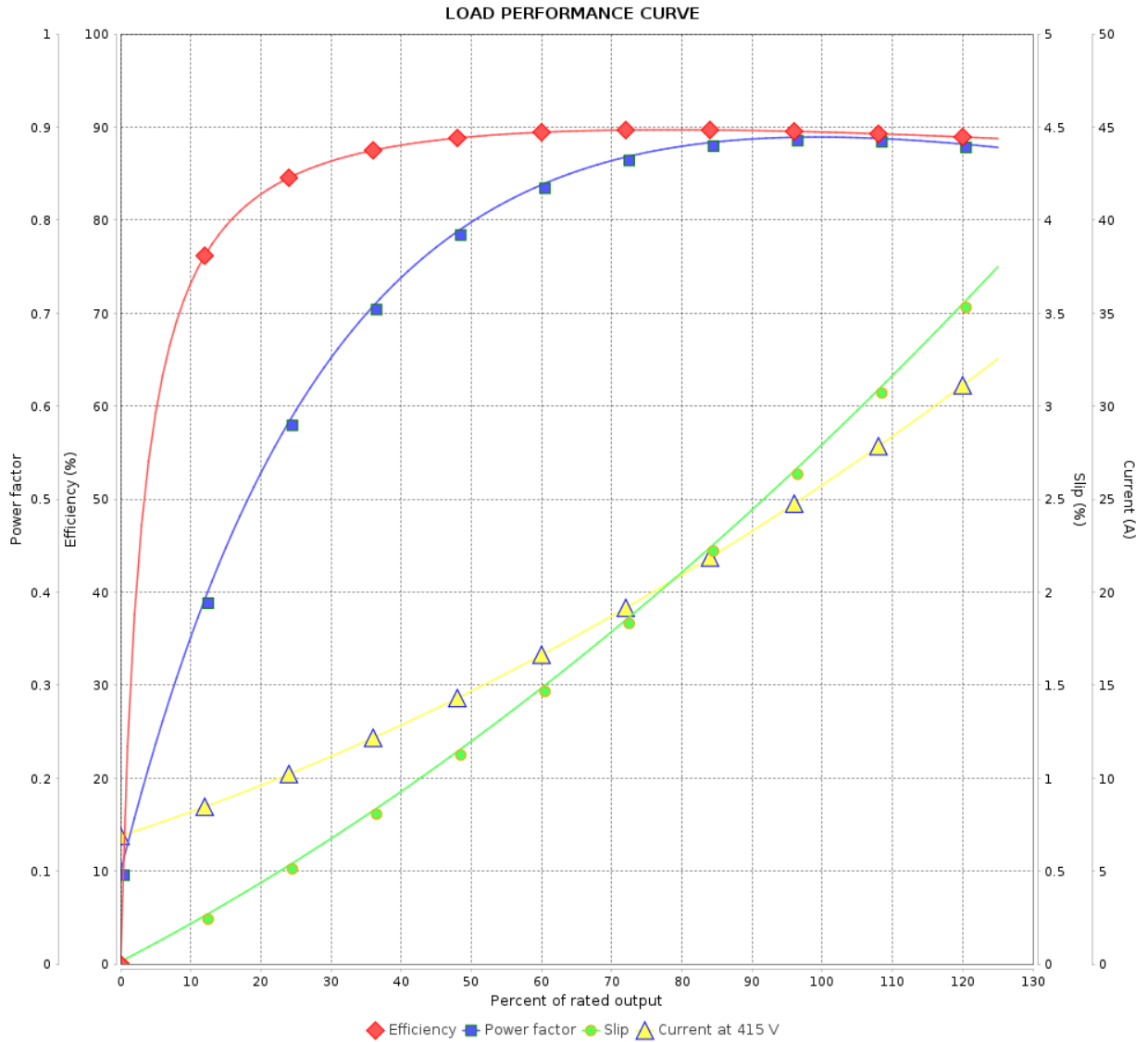
Three Phase Induction Motor - Squirrel Cage



Customer : _____

Product line : W22 P Base NEMA Premium Efficiency
Three-Phase

Product code : 13128959



Performance : 415 V 50 Hz 2P IE1

Rated current : 26.2 A
 LRC : 6.1
 Rated torque : 4.98 kgfm
 Locked rotor torque : 200 %
 Breakdown torque : 229 %
 Rated speed : 2915 rpm

Moment of inertia (J) : 0.0647 kgm²
 Duty cycle : Cont.(S1)
 Insulation class : F
 Service factor : 1.00
 Temperature rise : 105 K
 Design : B

Rev.	Changes Summary	Performed	Checked	Date
Performed by			Page	Revision
Checked by				
Date				
			9 / 9	