

DATA SHEET



Three Phase Induction Motor - Squirrel Cage

Customer :							
Product line	: W22 NEMA Premium Efficiency Three-Phase	Product code :	11355046				
Frame	: 404/5T	Cooling method	: IC411 - TEFC				
Insulation class	: F	Mounting	: F-1				
Duty cycle	: Cont.(S1)	Rotation ¹	: Both (CW and CCW)				
Ambient temperature	: -20°C to +40°C	Starting method	: Direct On Line				
Altitude	: 1000 m.a.s.l.	Approx. weight ³	: 518 kg				
Protection degree	: IP55	Moment of inertia (J)	: 1.55 kgm ²				
Design	: B						
Output [HP]	60	50	50	50	60	60	60
Poles	6	6	6	6	6	6	6
Frequency [Hz]	60	50	50	50	50	50	50
Rated voltage [V]	230/460	380	400	415	380	400	415
Rated current [A]	139/69.5	69.3	66.5	64.8	85.1	80.3	78.3
L. R. Amperes [A]	987/493	457	485	505	477	498	525
LRC [A]	7.1x(Code H)	6.6x(Code G)	7.3x(Code H)	7.8x(Code J)	5.6x(Code F)	6.2x(Code G)	6.7x(Code G)
No load current [A]	50.0/25.0	24.7	26.4	27.7	24.7	26.4	27.7
Rated speed [RPM]	1185	985	985	985	980	980	985
Slip [%]	1.25	1.50	1.50	1.50	2.00	2.00	1.50
Rated torque [kgfm]	36.7	36.8	36.8	36.8	44.4	44.4	44.2
Locked rotor torque [%]	200	180	220	229	150	180	190
Breakdown torque [%]	229	220	240	260	180	200	220
Service factor	1.25	1.00	1.00	1.00	1.00	1.00	1.00
Temperature rise	80 K	80 K	80 K	80 K	105 K	105 K	105 K
Locked rotor time	36s (cold) 20s (hot)	28s (cold) 16s (hot)	28s (cold) 16s (hot)	28s (cold) 16s (hot)	28s (cold) 16s (hot)	28s (cold) 16s (hot)	28s (cold) 16s (hot)
Noise level ²	68.0 dB(A)	64.0 dB(A)	64.0 dB(A)	64.0 dB(A)	64.0 dB(A)	64.0 dB(A)	64.0 dB(A)
Efficiency (%)	25%	94.0	93.3	93.4	93.4	94.0	94.0
	50%	94.1	93.3	93.3	93.3	93.6	93.6
	75%	94.5	93.4	93.7	93.7	93.0	93.6
	100%	94.5	93.3	93.4	93.4	92.4	93.0
Power Factor	25%	0.48	0.48	0.44	0.41	0.54	0.51
	50%	0.74	0.73	0.70	0.67	0.79	0.77
	75%	0.82	0.83	0.82	0.79	0.85	0.84
	100%	0.86	0.87	0.86	0.85	0.87	0.87
Losses at normative operating points (speed;torque), in percentage of rated output power							
Losses (%)	P1 (0,9;1,0)	5.6	5.6	5.6	5.6	5.6	5.6
	P2 (0,5;1,0)	4.6	4.6	4.6	4.6	4.6	4.6
	P3 (0,25;1,0)	4.3	4.3	4.3	4.3	4.3	4.3
	P4 (0,9;0,5)	2.6	2.6	2.6	2.6	2.6	2.6
	P5 (0,5;0,5)	1.8	1.8	1.8	1.8	1.8	1.8
	P6 (0,5;0,25)	1.1	1.1	1.1	1.1	1.1	1.1
	P7 (0,25;0,25)	0.7	0.7	0.7	0.7	0.7	0.7
Bearing type	: Drive end 6316 C3	Non drive end 6314 C3	Foundation loads				
Sealing	: WSeal	WSeal	Max. traction : 699 kgf				
Lubrication interval	: 16000 h	17000 h	Max. compression : 1216 kgf				
Lubricant amount	: 34 g	27 g					
Lubricant type	: Mobil Polyrex EM						
This revision replaces and cancel the previous one, which must be eliminated. (1) Looking the motor from the shaft end.				These are average values based on tests with sinusoidal power supply, subject to the tolerances stipulated in NEMA MG-1.			
Rev.	Changes Summary			Performed	Checked	Date	
Performed by							
Checked by						Page	Revision
Date	13/01/2024					1 / 9	

DATA SHEET

Three Phase Induction Motor - Squirrel Cage



Customer : _____

Notes
USABLE @208V 154A SF 1.10 SFA 169A

Rev.	Changes Summary	Performed	Checked	Date
Performed by				
Checked by			Page	Revision
Date	13/01/2024		2 / 9	

LOAD PERFORMANCE CURVE

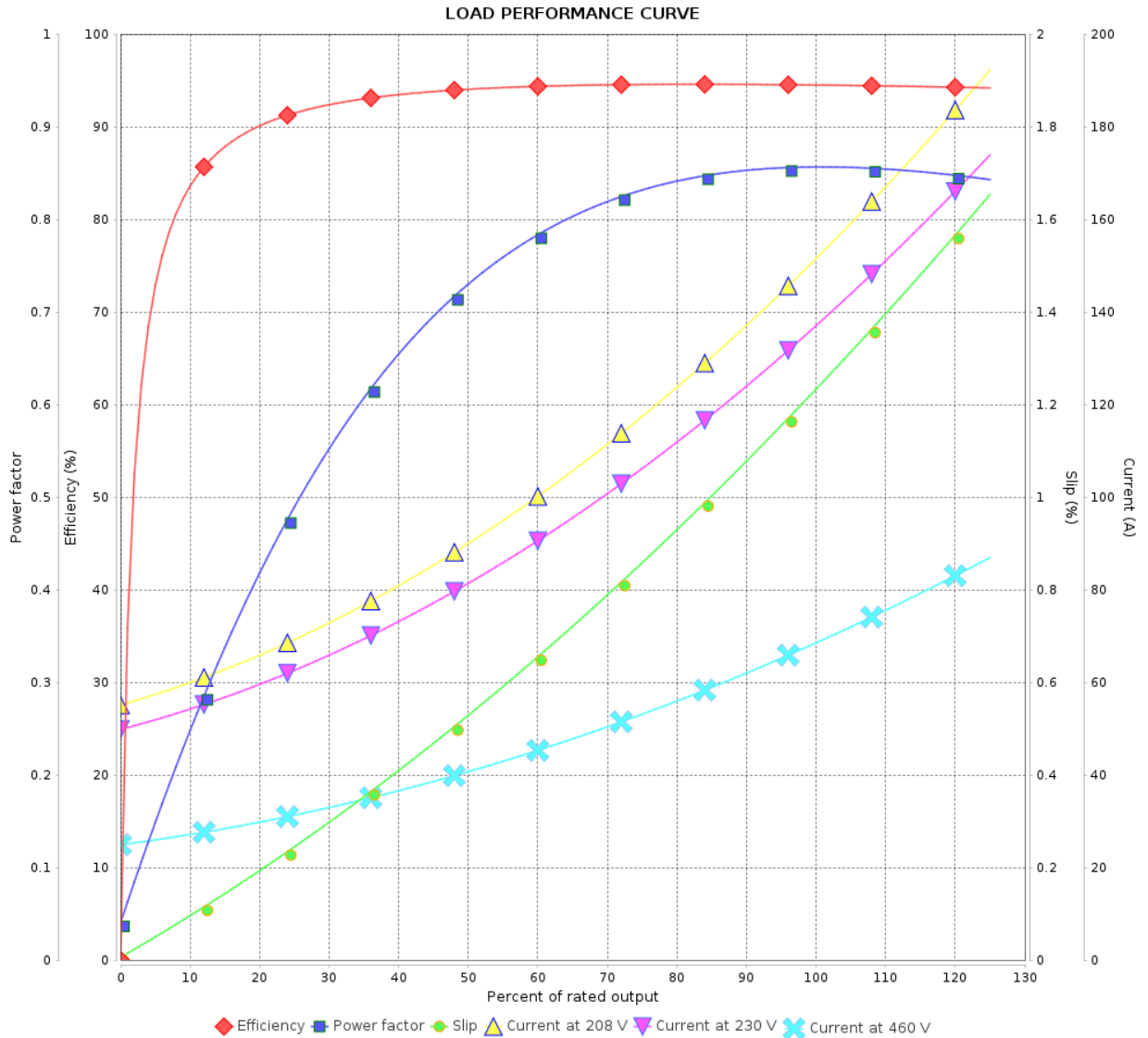
Three Phase Induction Motor - Squirrel Cage



Customer : _____

Product line : W22 NEMA Premium Efficiency Three-Phase

Product code : 11355046



Performance : 230/460 V 60 Hz 6P

Rated current : 139/69.5 A
 LRC : 7.1
 Rated torque : 36.7 kgfm
 Locked rotor torque : 200 %
 Breakdown torque : 229 %
 Rated speed : 1185 rpm

Moment of inertia (J) : 1.55 kgm²
 Duty cycle : Cont.(S1)
 Insulation class : F
 Service factor : 1.25
 Temperature rise : 80 K
 Design : B

Rev.	Changes Summary	Performed	Checked	Date
Performed by		Page		Revision
Checked by		3 / 9		
Date		13/01/2024		

LOAD PERFORMANCE CURVE

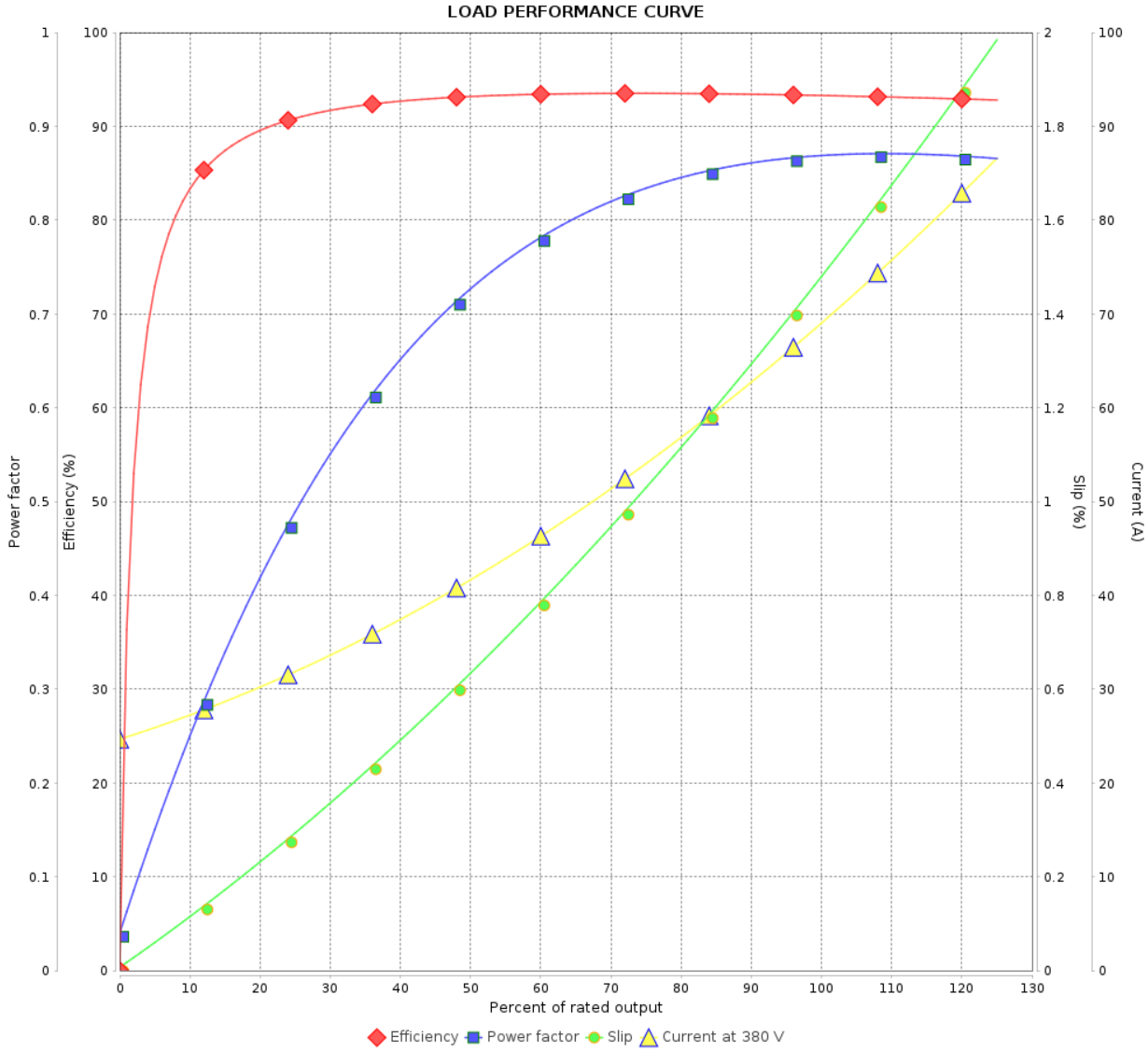
Three Phase Induction Motor - Squirrel Cage



Customer : _____

Product line : W22 NEMA Premium Efficiency Three-Phase

Product code : 11355046



Performance : 380 V 50 Hz 6P IE3

Rated current : 69.3 A
 LRC : 6.6
 Rated torque : 36.8 kgfm
 Locked rotor torque : 180 %
 Breakdown torque : 220 %
 Rated speed : 985 rpm

Moment of inertia (J) : 1.55 kgm²
 Duty cycle : Cont.(S1)
 Insulation class : F
 Service factor : 1.00
 Temperature rise : 80 K
 Design : B

Rev.	Changes Summary	Performed	Checked	Date
Performed by			Page	Revision
Checked by				
Date				

LOAD PERFORMANCE CURVE

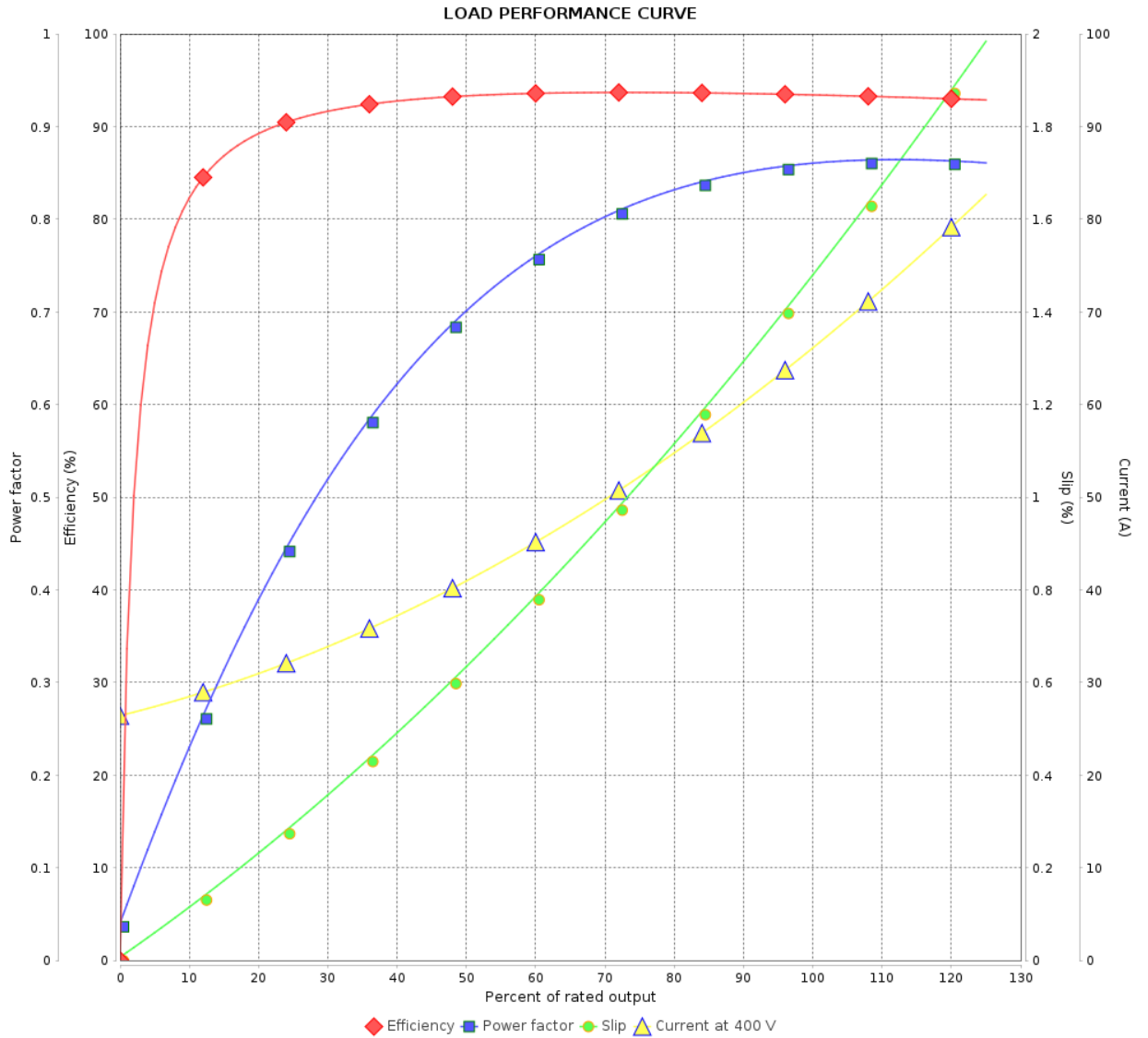
Three Phase Induction Motor - Squirrel Cage



Customer : _____

Product line : W22 NEMA Premium Efficiency Three-Phase

Product code : 11355046



Performance : 400 V 50 Hz 6P IE3

Rated current : 66.5 A
 LRC : 7.3
 Rated torque : 36.8 kgfm
 Locked rotor torque : 220 %
 Breakdown torque : 240 %
 Rated speed : 985 rpm

Moment of inertia (J) : 1.55 kgm²
 Duty cycle : Cont.(S1)
 Insulation class : F
 Service factor : 1.00
 Temperature rise : 80 K
 Design : B

Rev.	Changes Summary	Performed	Checked	Date
Performed by			Page 5 / 9	Revision
Checked by				
Date	13/01/2024			

LOAD PERFORMANCE CURVE

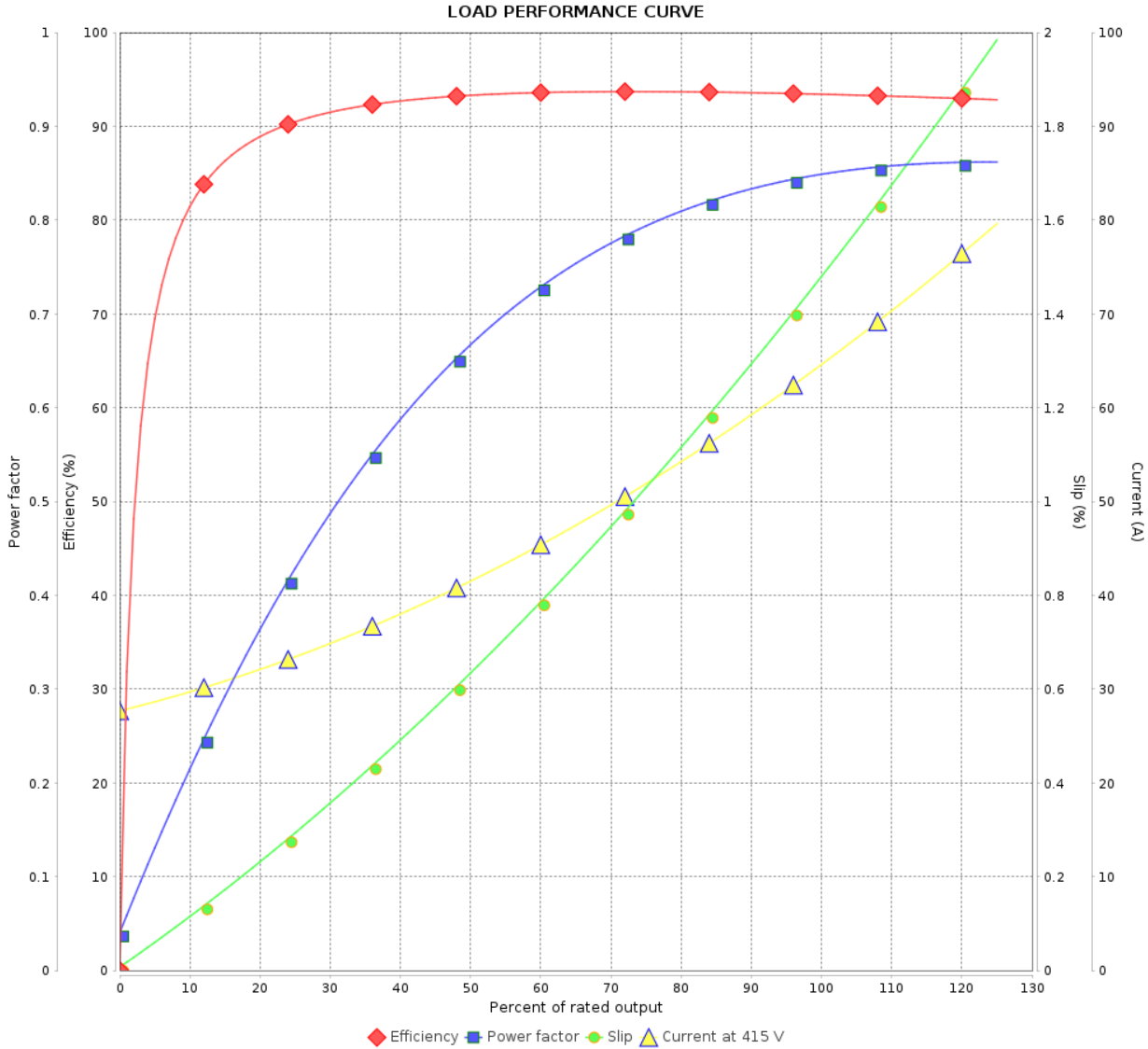
Three Phase Induction Motor - Squirrel Cage



Customer : _____

Product line : W22 NEMA Premium Efficiency Three-Phase

Product code : 11355046



Performance : 415 V 50 Hz 6P IE3

Rated current	: 64.8 A	Moment of inertia (J)	: 1.55 kgm ²
LRC	: 7.8	Duty cycle	: Cont.(S1)
Rated torque	: 36.8 kgfm	Insulation class	: F
Locked rotor torque	: 229 %	Service factor	: 1.00
Breakdown torque	: 260 %	Temperature rise	: 80 K
Rated speed	: 985 rpm	Design	: B

Rev.	Changes Summary	Performed	Checked	Date
Performed by			Page 6 / 9	Revision
Checked by				
Date	13/01/2024			

LOAD PERFORMANCE CURVE

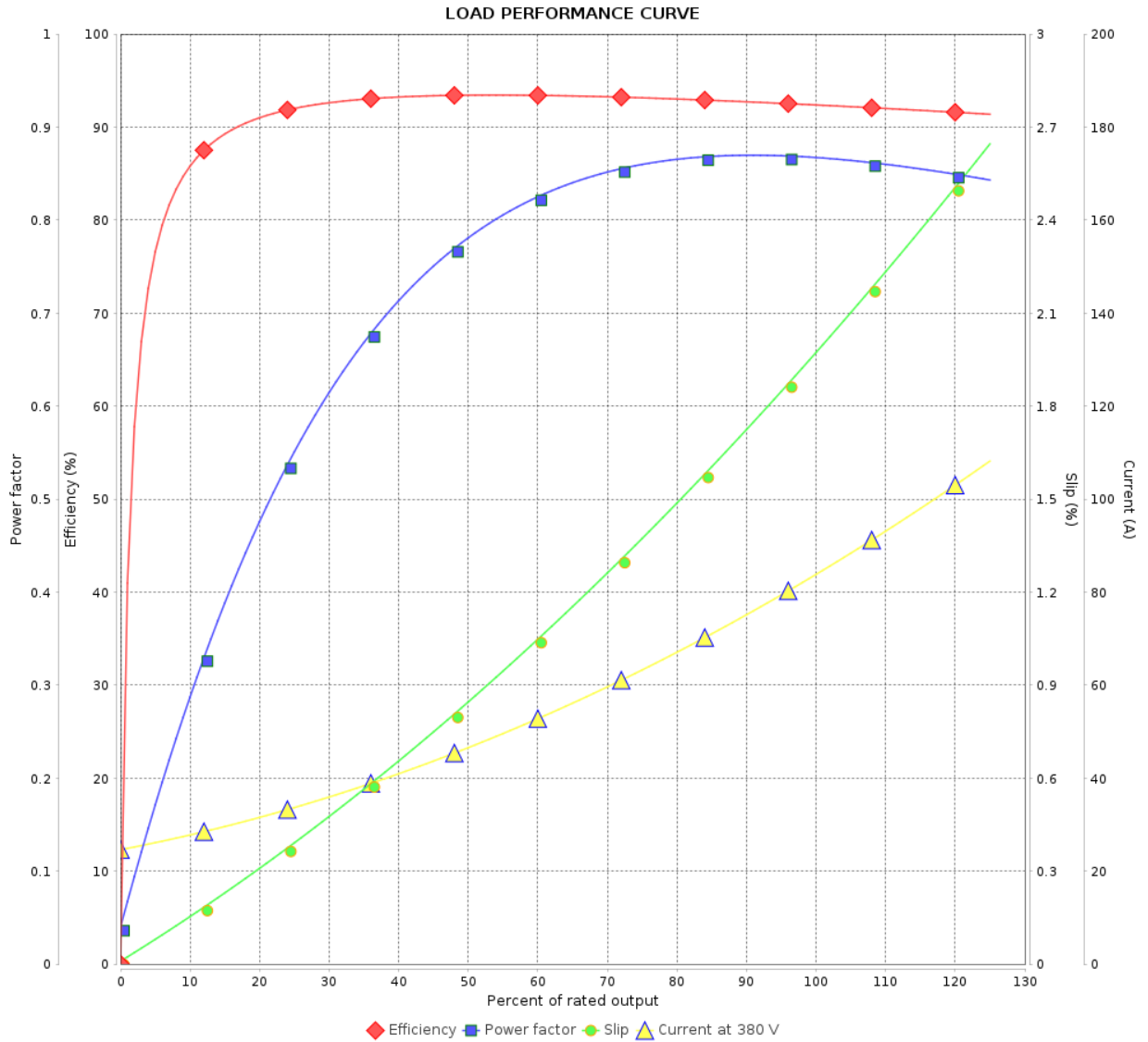
Three Phase Induction Motor - Squirrel Cage



Customer :

Product line : W22 NEMA Premium Efficiency Three-Phase

Product code : 11355046



Performance : 380 V 50 Hz 6P IE1

Rated current : 85.1 A
 LRC : 5.6
 Rated torque : 44.4 kgfm
 Locked rotor torque : 150 %
 Breakdown torque : 180 %
 Rated speed : 980 rpm

Moment of inertia (J) : 1.55 kgm²
 Duty cycle : Cont.(S1)
 Insulation class : F
 Service factor : 1.00
 Temperature rise : 105 K
 Design : B

Rev.	Changes Summary	Performed	Checked	Date
Performed by		Page		Revision
Checked by		7 / 9		
Date		13/01/2024		

LOAD PERFORMANCE CURVE

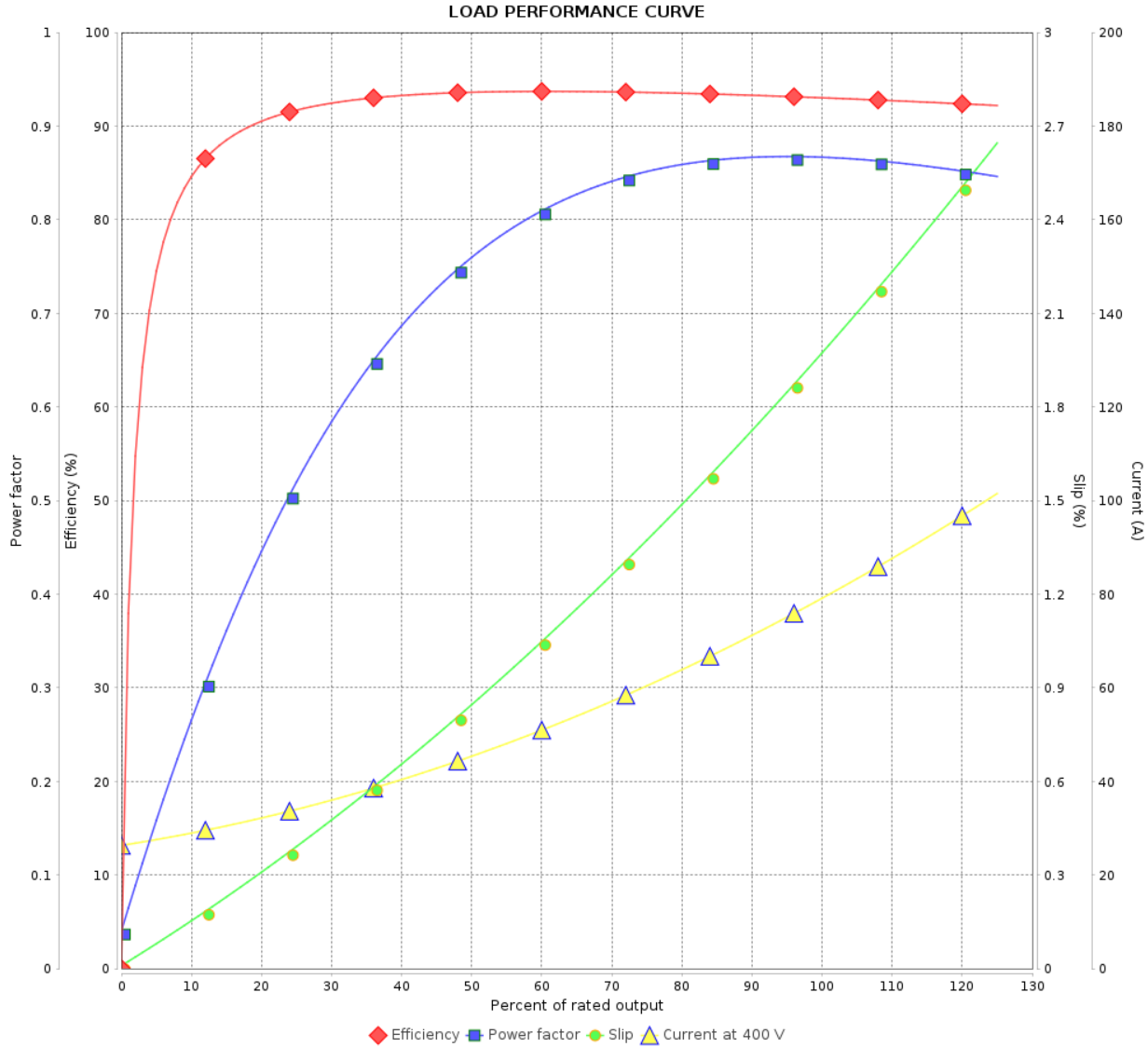
Three Phase Induction Motor - Squirrel Cage



Customer : _____

Product line : W22 NEMA Premium Efficiency Three-Phase

Product code : 11355046



Performance : 400 V 50 Hz 6P IE2

Rated current : 80.3 A
 LRC : 6.2
 Rated torque : 44.4 kgfm
 Locked rotor torque : 180 %
 Breakdown torque : 200 %
 Rated speed : 980 rpm

Moment of inertia (J) : 1.55 kgm²
 Duty cycle : Cont.(S1)
 Insulation class : F
 Service factor : 1.00
 Temperature rise : 105 K
 Design : B

Rev.	Changes Summary	Performed	Checked	Date
Performed by			Page 8 / 9	Revision
Checked by				
Date	13/01/2024			

LOAD PERFORMANCE CURVE

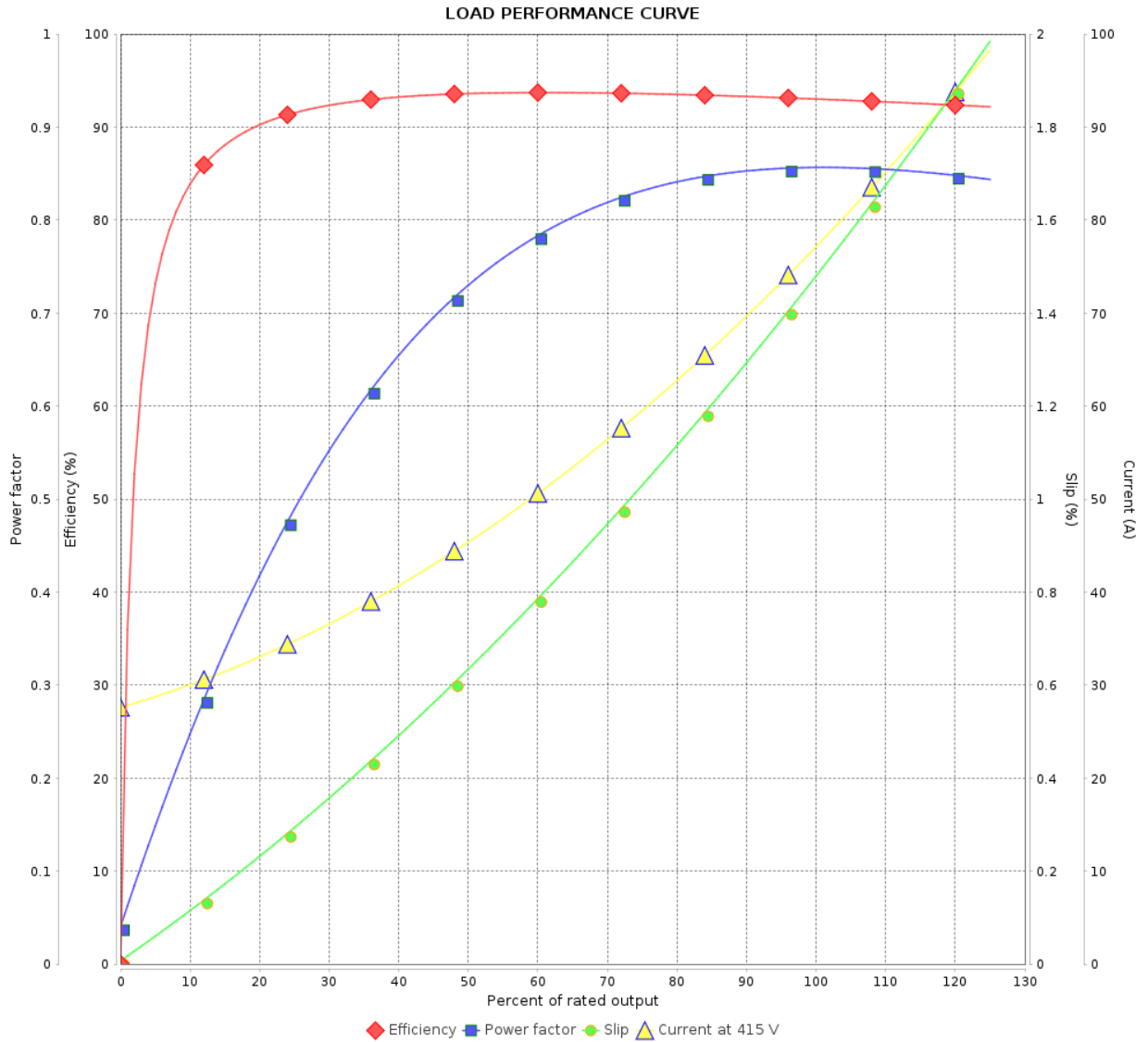
Three Phase Induction Motor - Squirrel Cage



Customer : _____

Product line : W22 NEMA Premium Efficiency Three-Phase

Product code : 11355046



Performance : 415 V 50 Hz 6P IE2

Rated current : 78.3 A
 LRC : 6.7
 Rated torque : 44.2 kgfm
 Locked rotor torque : 190 %
 Breakdown torque : 220 %
 Rated speed : 985 rpm

Moment of inertia (J) : 1.55 kgm²
 Duty cycle : Cont.(S1)
 Insulation class : F
 Service factor : 1.00
 Temperature rise : 105 K
 Design : B

Rev.	Changes Summary	Performed	Checked	Date
Performed by				
Checked by				
Date				
		Page	Revision	
		9 / 9		