

DATA SHEET

Three Phase Induction Motor - Squirrel Cage



Customer :					
Product line		: W22 Tru-Metric IE3 Three-Phase	Product code :	13092302	
Frame	: 90L	Cooling method	: IC411 - TEFC		
Insulation class	: F	Mounting	: B34L(E)		
Duty cycle	: S1	Rotation ¹	: Both (CW and CCW)		
Ambient temperature	: -20°C to +40°C	Starting method	: Direct On Line		
Altitude	: 1000 m.a.s.l.	Approx. weight ³	: 25.5 kg		
Protection degree	: IP55	Moment of inertia (J)	: 0.0066 kgm ²		
Design	: N				
Output [HP]	2	2	2		
Poles	4	4	4		
Frequency [Hz]	50	50	60		
Rated voltage [V]	380	415	230/460		
Rated current [A]	3.22	3.17	5.66/2.83		
L. R. Amperes [A]	20.9	23.8	47.0/23.5		
LRC [A]	6.5	7.5	8.3		
No load current [A]	1.55	1.85	3.10/1.55		
Rated speed [RPM]	1435	1450	1755		
Slip [%]	4.33	3.33	2.50		
Rated torque [kgfm]	1.01	1.00	0.827		
Locked rotor torque [%]	229	280	300		
Breakdown torque [%]	250	300	350		
Service factor	1.00	1.00	1.25		
Temperature rise	80 K	80 K	80 K		
Locked rotor time	25s (cold) 14s (hot)	21s (cold) 12s (hot)	25s (cold) 14s (hot)		
Noise level ²	49.0 dB(A)	49.0 dB(A)	49.0 dB(A)		
Efficiency (%)	25%				
	50%	85.0	83.1	82.5	
	75%	85.3	85.0	85.5	
	100%	85.3	85.6	86.5	
Power Factor	25%				
	50%	0.63	0.54	0.55	
	75%	0.75	0.68	0.68	
	100%	0.83	0.77	0.77	
Losses at normative operating points (speed;torque), in percentage of rated output power					
Losses (%)	P1 (0,9;1,0)	16.1	15.8	14.6	
	P2 (0,5;1,0)	13.3	13.0	12.0	
	P3 (0,25;1,0)	13.4	13.1	12.1	
	P4 (0,9;0,5)	9.4	9.2	8.5	
	P5 (0,5;0,5)	6.6	6.4	5.9	
	P6 (0,5;0,25)	5.2	5.0	4.7	
	P7 (0,25;0,25)	3.8	3.7	3.4	
Bearing type	: Drive end 6205 ZZ	Non drive end 6204 ZZ	Foundation loads		
Sealing	: V'Ring	V'Ring	Max. traction	: 69 kgf	
Lubrication interval	: -	-	Max. compression	: 95 kgf	
Lubricant amount	: -	-			
Lubricant type	: Mobil Polyrex EM				
This revision replaces and cancel the previous one, which must be eliminated. (1) Looking the motor from the shaft end. (2) Measured at 1m and with tolerance of +3dB(A). (3) Approximate weight subject to changes after manufacturing process. (4) At 100% of full load.			These are average values based on tests with sinusoidal power supply, subject to the tolerances stipulated in NEMA MG-1.		
Rev.	Changes Summary		Performed	Checked	Date
Performed by					
Checked by				Page	Revision
Date	25/10/2024			1 / 5	

DATA SHEET

Three Phase Induction Motor - Squirrel Cage



Customer : _____

Notes

Rev.	Changes Summary	Performed	Checked	Date
Performed by				
Checked by			Page	Revision
Date	25/10/2024		2 / 5	

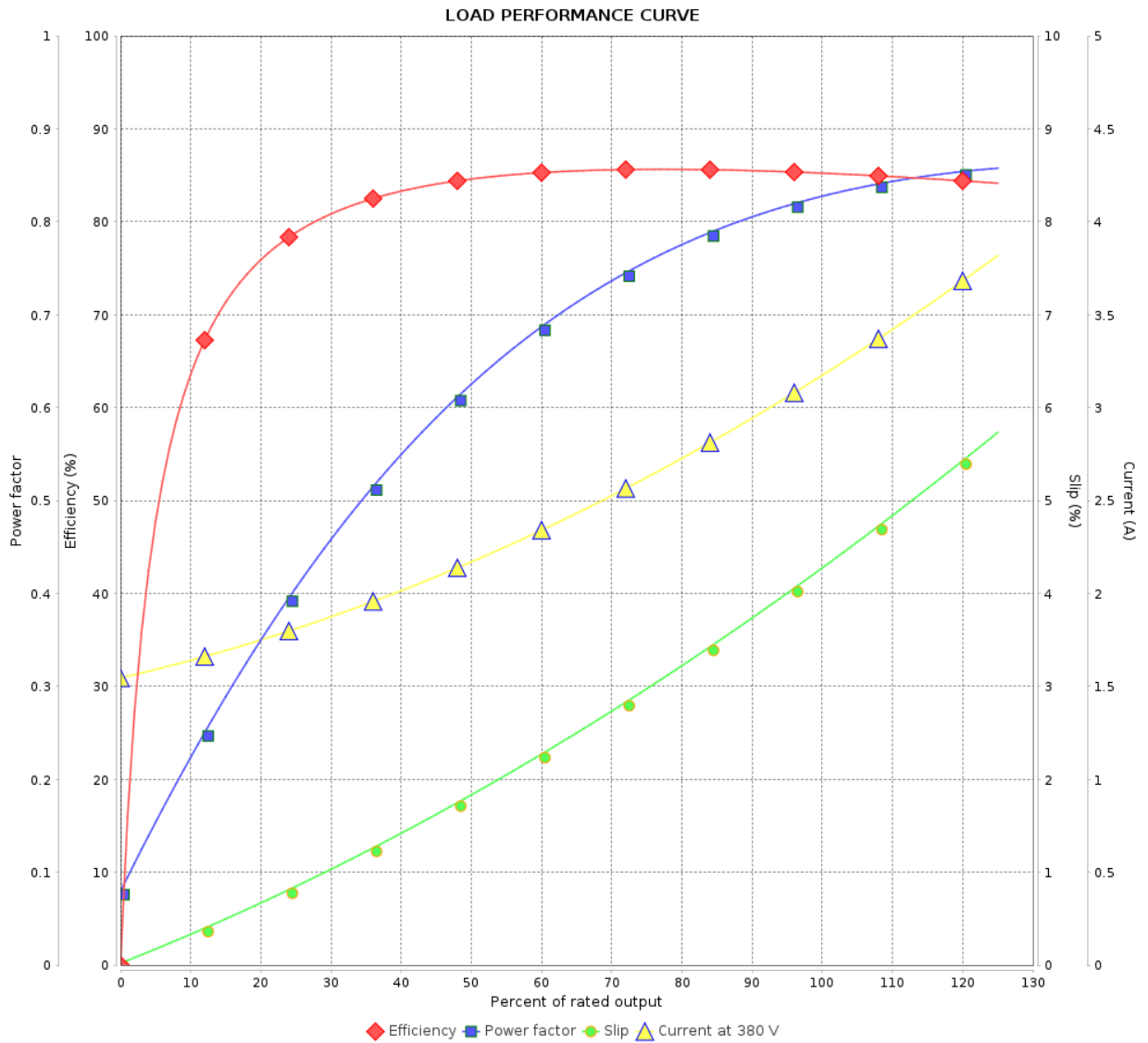
LOAD PERFORMANCE CURVE

Three Phase Induction Motor - Squirrel Cage



Customer :

Product line : W22 Tru-Metric IE3 Three-Phase Product code : 13092302



Performance : 380 V 50 Hz 4P

Rated current : 3.22 A
 LRC : 6.5
 Rated torque : 1.01 kgfm
 Locked rotor torque : 229 %
 Breakdown torque : 250 %
 Rated speed : 1435 rpm

Moment of inertia (J) : 0.0066 kgm²
 Duty cycle : S1
 Insulation class : F
 Service factor : 1.00
 Temperature rise : 80 K
 Design : N

Rev.	Changes Summary	Performed	Checked	Date
Performed by			Page	Revision
Checked by				
Date				

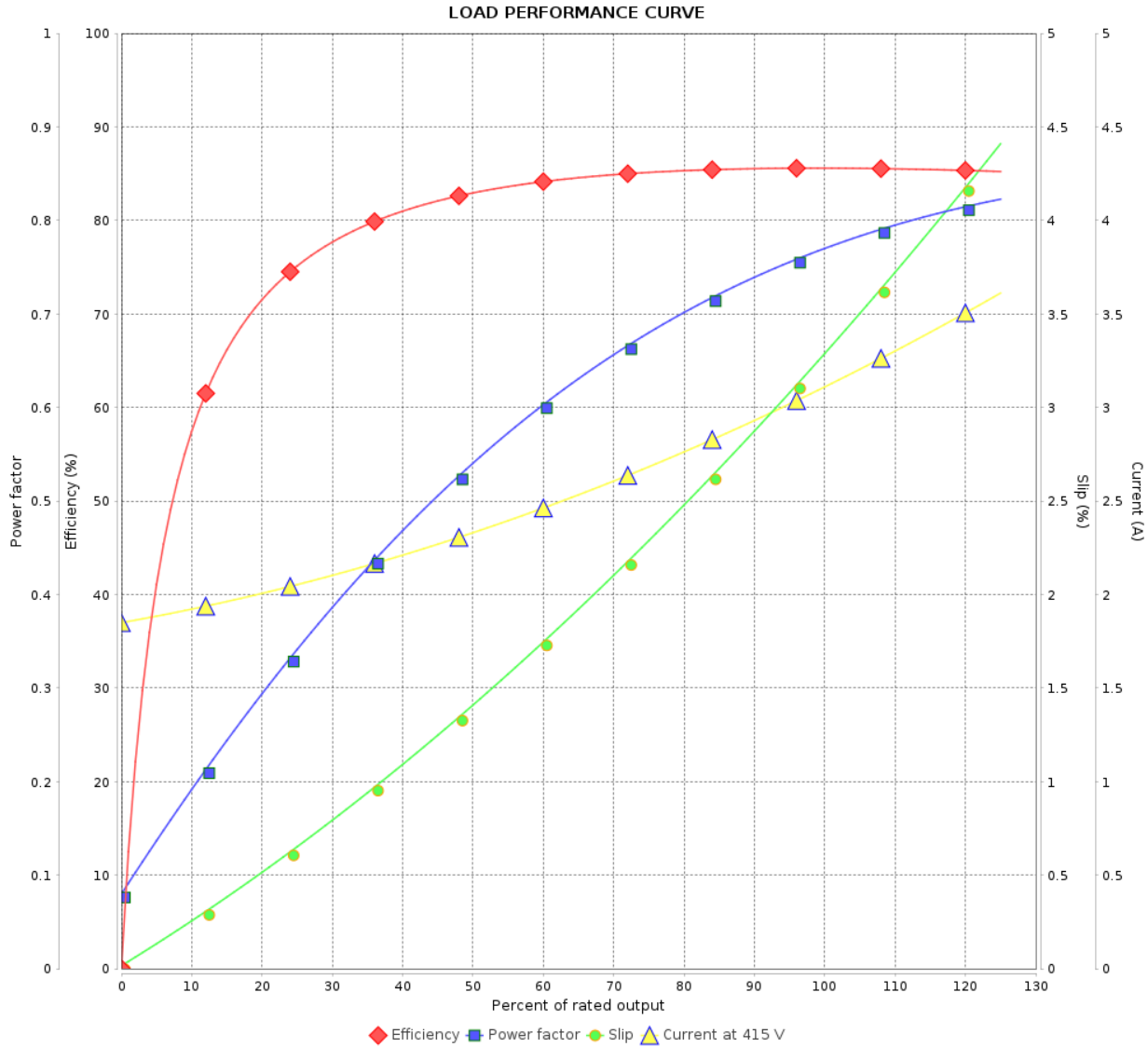
LOAD PERFORMANCE CURVE

Three Phase Induction Motor - Squirrel Cage



Customer :

Product line : W22 Tru-Metric IE3 Three-Phase Product code : 13092302



Performance : 415 V 50 Hz 4P

Rated current	: 3.17 A	Moment of inertia (J)	: 0.0066 kgm ²
LRC	: 7.5	Duty cycle	: S1
Rated torque	: 1.00 kgfm	Insulation class	: F
Locked rotor torque	: 280 %	Service factor	: 1.00
Breakdown torque	: 300 %	Temperature rise	: 80 K
Rated speed	: 1450 rpm	Design	: N

Rev.	Changes Summary	Performed	Checked	Date
Performed by			Page 4 / 5	Revision
Checked by				
Date	25/10/2024			

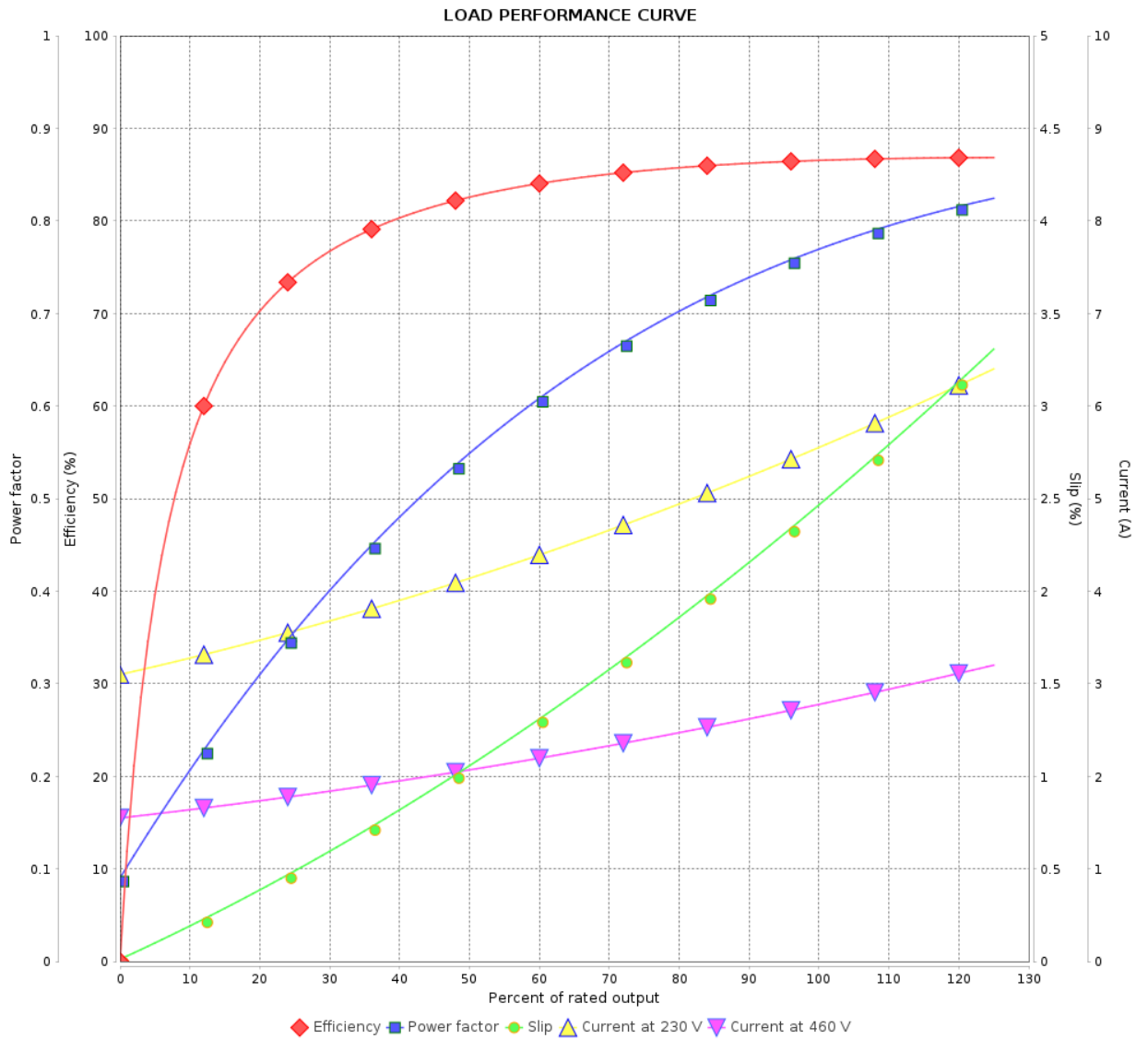
LOAD PERFORMANCE CURVE

Three Phase Induction Motor - Squirrel Cage



Customer :

Product line : W22 Tru-Metric IE3 Three-Phase Product code : 13092302

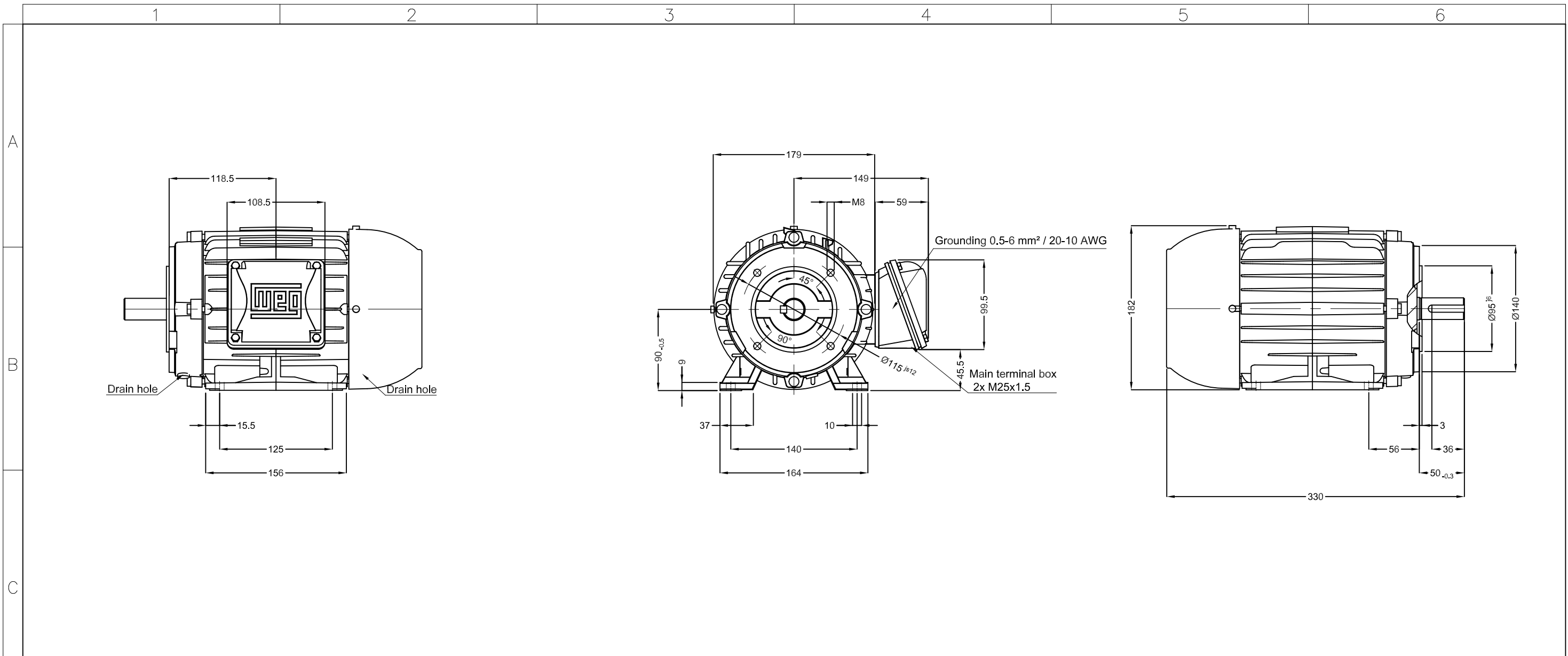


Performance : 230/460 V 60 Hz 4P

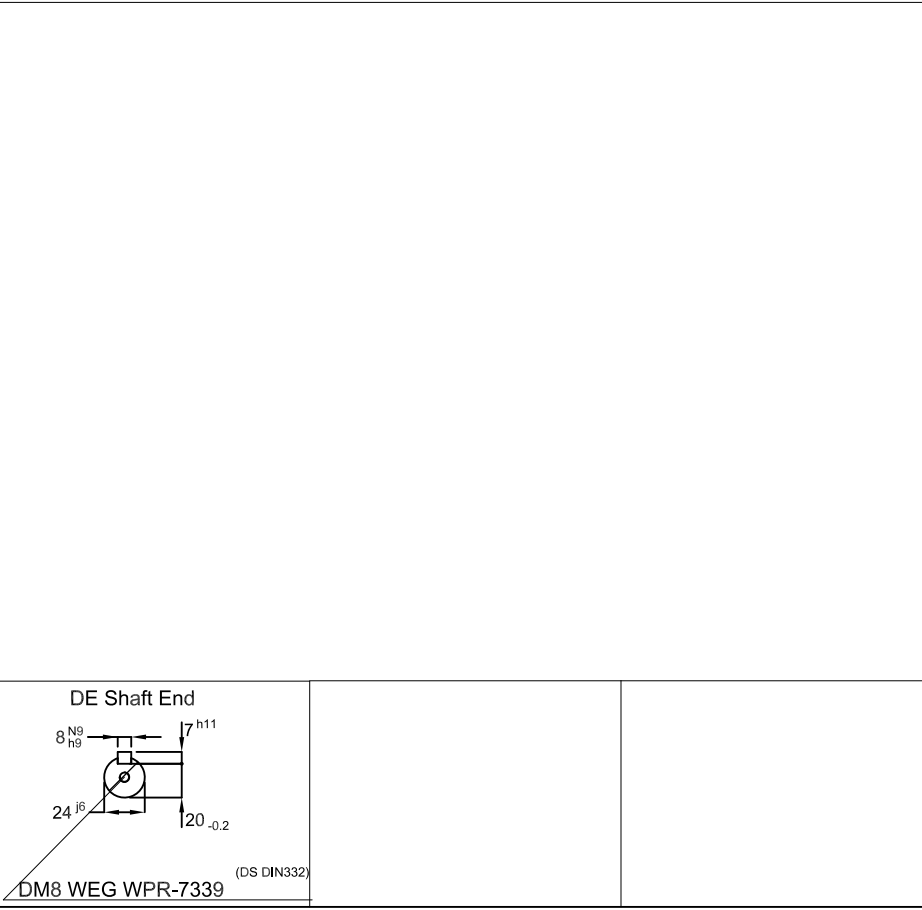
Rated current : 5.66/2.83 A
 LRC : 8.3
 Rated torque : 0.827 kgfm
 Locked rotor torque : 300 %
 Breakdown torque : 350 %
 Rated speed : 1755 rpm

Moment of inertia (J) : 0.0066 kgm²
 Duty cycle : S1
 Insulation class : F
 Service factor : 1.25
 Temperature rise : 80 K
 Design : N

Rev.	Changes Summary	Performed	Checked	Date
Performed by			Page	Revision
Checked by				
Date				



Color RAL 5009
 Painting plan 207A
 Mounting B34L(E)



2 HP 04 Poles 60 Hz										A	
HYBRISUSER										00	
ECM	LOC	SUMMARY OF MODIFICATIONS					EXECUTED	CHECKED	RELEASED	DATE	VER
EXECUTED	HYBRISUSER	THREE PH. MOTOR W22 IE3					PREVIEW		WDD 00		
CHECKED		FRAME 90L IP55 TEFC					SHEET		/		
RELEASED											
REL. DATE											

Dimensions in mm

