

DATA SHEET

Three Phase Induction Motor - Squirrel Cage



Customer :

Product line : W22 IEEE 841 NEMA Premium Efficiency Three-Phase Product code : 11942971

Frame	: 364/5T	Cooling method	: IC411 - TEFC
Insulation class	: F	Mounting	: F-1
Duty cycle	: Cont.(S1)	Rotation ¹	: Both (CW and CCW)
Ambient temperature	: -20°C to +40°C	Starting method	: Direct On Line
Altitude	: 1000 m.a.s.l.	Approx. weight ³	: 0.0 kg
Protection degree	: IP55	Moment of inertia (J)	: 0.9884 kgm ²
Design	: B		

Output [HP]	30	30	30	30
Poles	8	8	8	8
Frequency [Hz]	60	50	50	50
Rated voltage [V]	460	380	400	415
Rated current [A]	38.1	45.5	43.3	42.2
L. R. Amperes [A]	236	223	238	249
LRC [A]	6.2x(Code G)	4.9x(Code E)	5.5x(Code F)	5.9x(Code G)
No load current [A]	16.0	16.0	17.0	18.0
Rated speed [RPM]	882	725	725	730
Slip [%]	2.00	3.33	3.33	2.67
Rated torque [kgfm]	24.7	30.0	30.0	29.8
Locked rotor torque [%]	160	120	140	150
Breakdown torque [%]	229	160	190	200
Service factor	1.25	1.00	1.00	1.00
Temperature rise	80 K	105 K	105 K	105 K
Locked rotor time	45s (cold) 25s (hot)	30s (cold) 17s (hot)	34s (cold) 19s (hot)	32s (cold) 18s (hot)
Noise level ²	60.0 dB(A)	56.0 dB(A)	56.0 dB(A)	56.0 dB(A)
Efficiency (%)	25%			
	50%	91.5	89.0	90.5
	75%	91.7	89.5	90.6
	100%	91.7	89.5	90.6
Power Factor	25%			
	50%	0.62	0.71	0.65
	75%	0.73	0.79	0.75
	100%	0.79	0.82	0.80

Losses at normative operating points (speed;torque), in percentage of rated output power

Losses (%)	P1 (0,9;1,0)	8.9	8.9	8.9	8.9
	P2 (0,5;1,0)	7.7	7.7	7.7	7.7
	P3 (0,25;1,0)	7.2	7.2	7.2	7.2
	P4 (0,9;0,5)	3.9	3.9	3.9	3.9
	P5 (0,5;0,5)	2.8	2.8	2.8	2.8
	P6 (0,5;0,25)	1.7	1.7	1.7	1.7
	P7 (0,25;0,25)	1.3	1.3	1.3	1.3

	<u>Drive end</u>	<u>Non drive end</u>	Foundation loads	
Bearing type	: 6314 C3	6314 C3	Max. traction	: 670 kgf
Sealing	: Taconite	Taconite	Max. compression	: 670 kgf
	Labyrinth	Labyrinth		
Lubrication interval	: 20000 h	20000 h		
Lubricant amount	: 27 g	27 g		
Lubricant type	: Mobil Polyrex EM			

This revision replaces and cancel the previous one, which must be eliminated.

(1) Looking the motor from the shaft end.

(2) Measured at 1m and with tolerance of +3dB(A).

These are average values based on tests with sinusoidal power supply, subject to the tolerances stipulated in NEMA MG-1.

Rev.	Changes Summary	Performed	Checked	Date
Performed by				
Checked by				
Date	22/10/2024		Page 1 / 6	Revision

DATA SHEET

Three Phase Induction Motor - Squirrel Cage



Customer :

Notes

Rev.	Changes Summary		Performed	Checked	Date
Performed by			Page		Revision
Checked by					
Date	22/10/2024				

LOAD PERFORMANCE CURVE

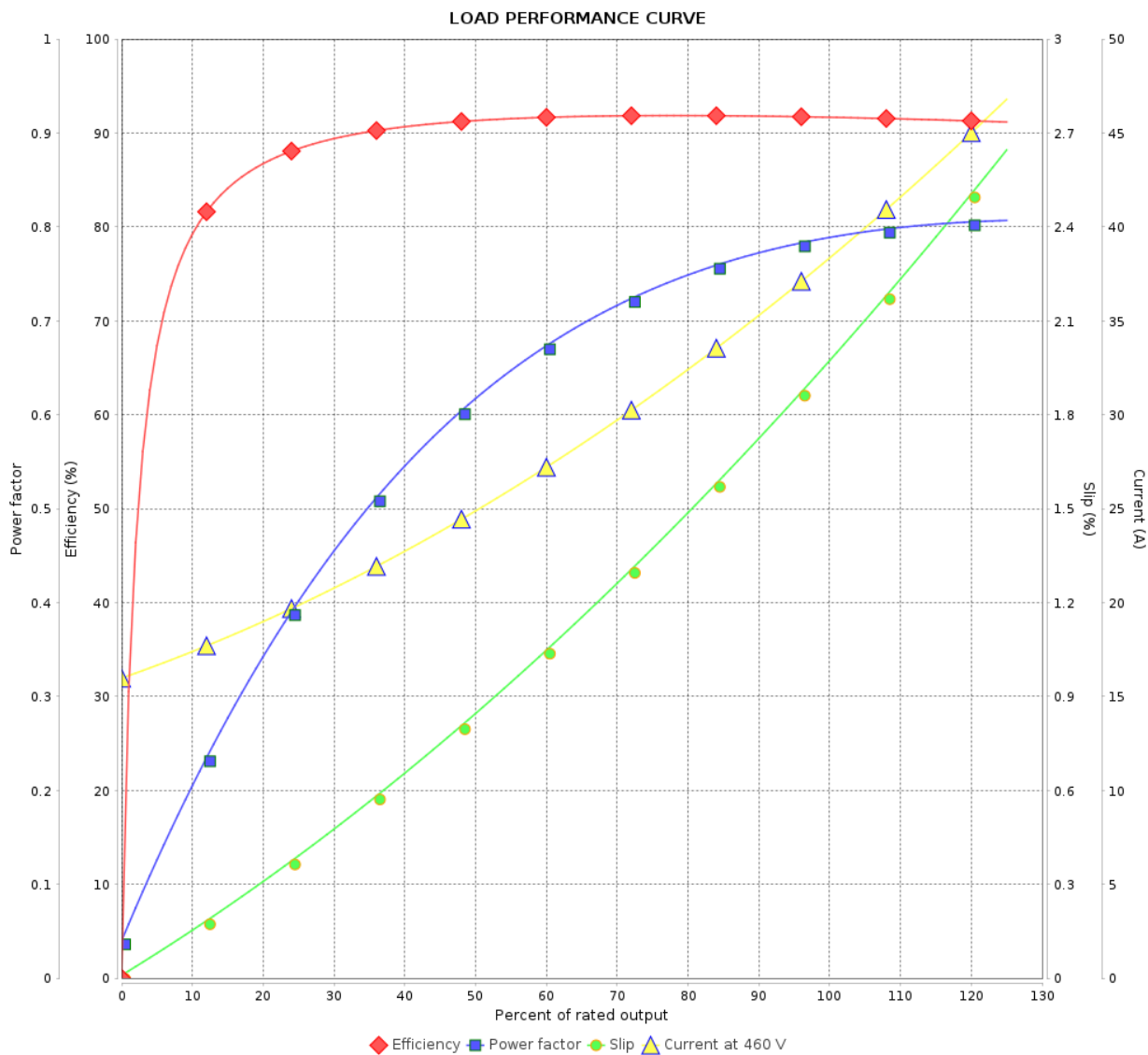
Three Phase Induction Motor - Squirrel Cage



Customer :

Product line : W22 IEEE 841 NEMA Premium
Efficiency Three-Phase

Product code : 11942971



Performance : 460 V 60 Hz 8P

Rated current : 38.1 A
LRC : 6.2
Rated torque : 24.7 kgfm
Locked rotor torque : 160 %
Breakdown torque : 229 %
Rated speed : 882 rpm

Moment of inertia (J) : 0.9884 kgm²
Duty cycle : Cont.(S1)
Insulation class : F
Service factor : 1.25
Temperature rise : 80 K
Design : B

Rev.	Changes Summary	Performed	Checked	Date
Performed by				
Checked by				
Date	22/10/2024			

Page 3 / 6
Revision

LOAD PERFORMANCE CURVE

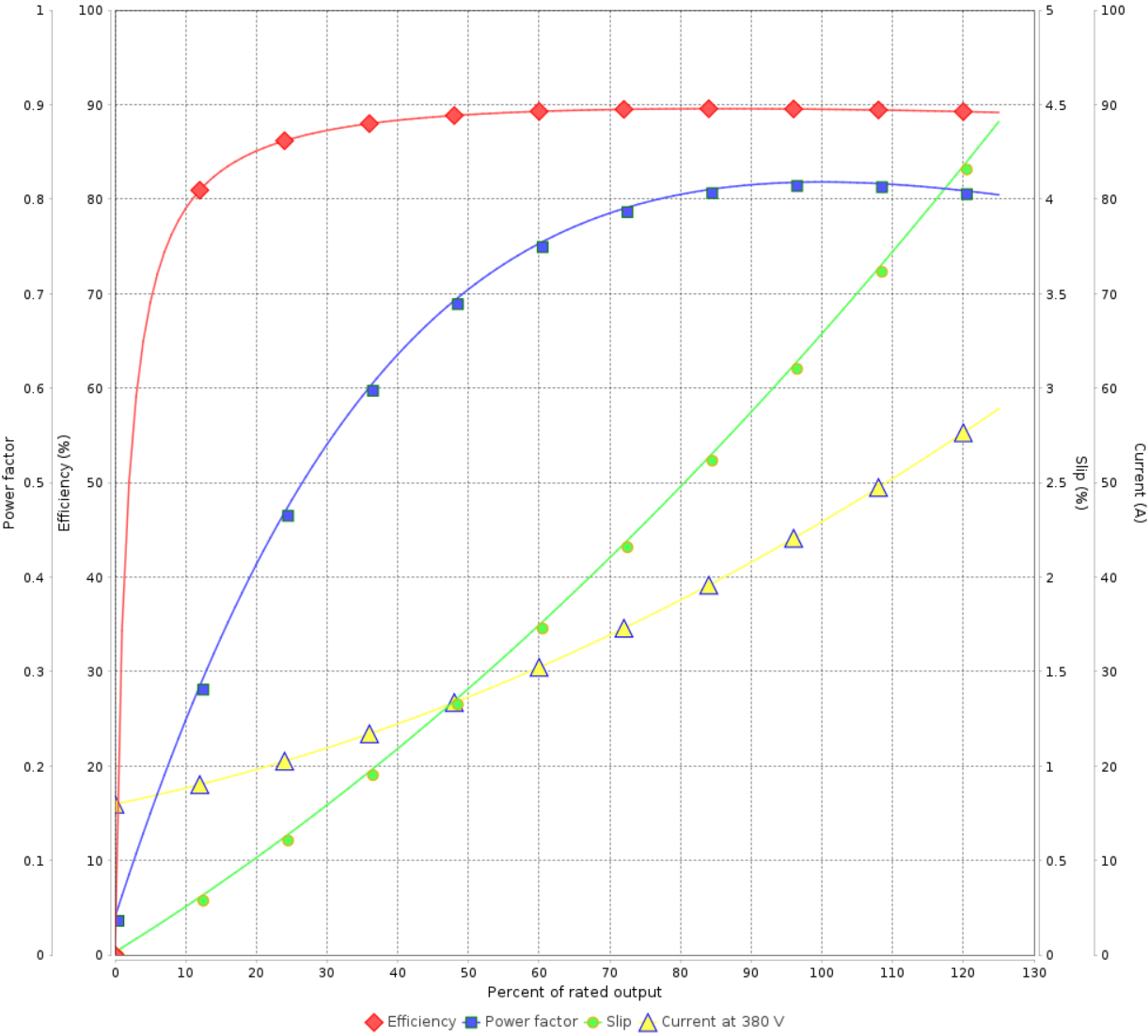
Three Phase Induction Motor - Squirrel Cage



Customer :

Product line : W22 IEEE 841 NEMA Premium Efficiency Three-Phase Product code : 11942971

LOAD PERFORMANCE CURVE



Performance : 380 V 50 Hz 8P IE2			
Rated current	: 45.5 A	Moment of inertia (J)	: 0.9884 kgm ²
LRC	: 4.9	Duty cycle	: Cont.(S1)
Rated torque	: 30.0 kgfm	Insulation class	: F
Locked rotor torque	: 120 %	Service factor	: 1.00
Breakdown torque	: 160 %	Temperature rise	: 105 K
Rated speed	: 725 rpm	Design	: B

Rev.	Changes Summary		Performed	Checked	Date
Performed by				Page 4 / 6	Revision
Checked by					
Date	22/10/2024				

LOAD PERFORMANCE CURVE

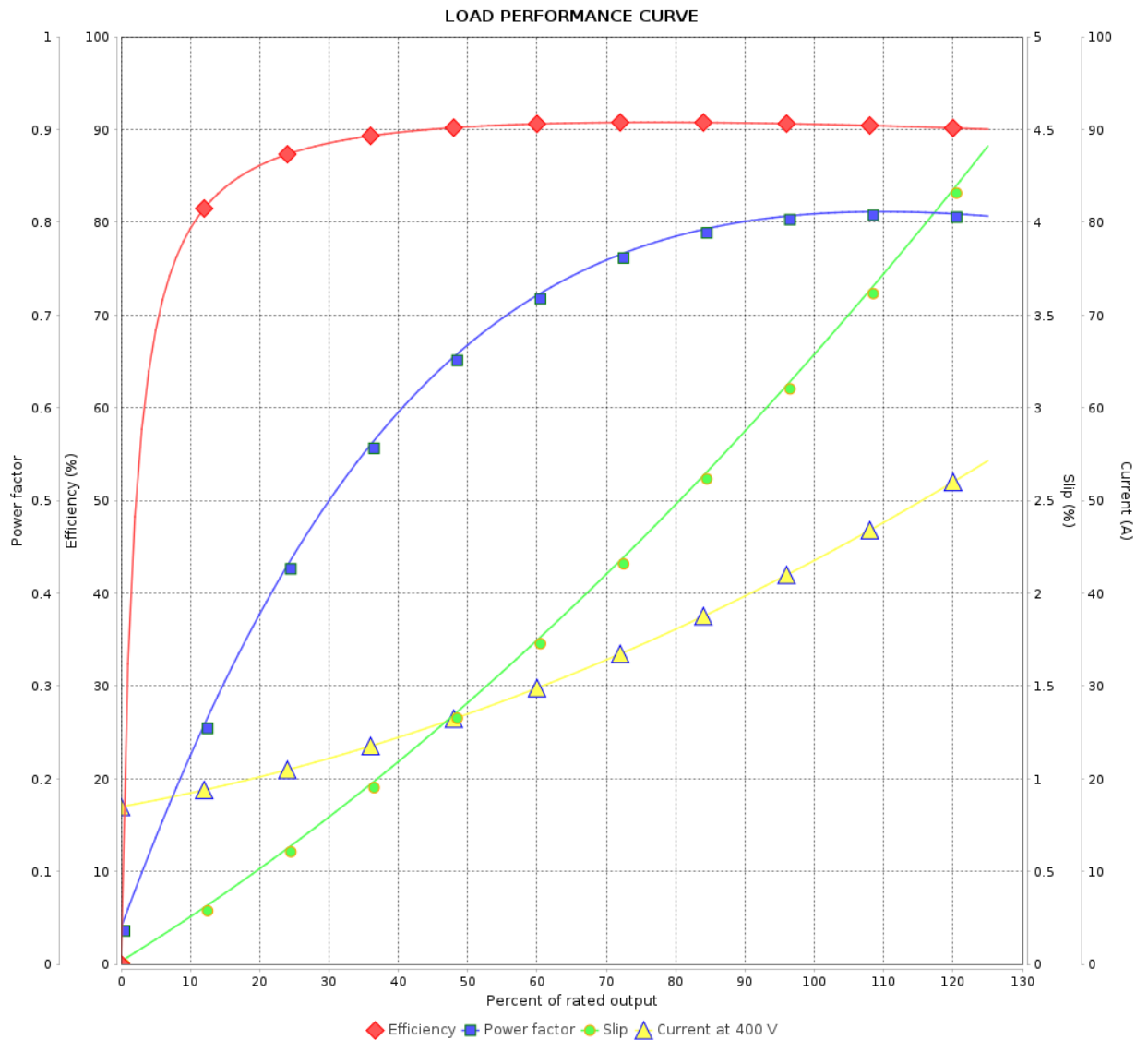
Three Phase Induction Motor - Squirrel Cage



Customer :

Product line : W22 IEEE 841 NEMA Premium
Efficiency Three-Phase

Product code : 11942971



Performance : 400 V 50 Hz 8P IE3

Rated current : 43.3 A
LRC : 5.5
Rated torque : 30.0 kgfm
Locked rotor torque : 140 %
Breakdown torque : 190 %
Rated speed : 725 rpm

Moment of inertia (J) : 0.9884 kgm²
Duty cycle : Cont.(S1)
Insulation class : F
Service factor : 1.00
Temperature rise : 105 K
Design : B

Rev.	Changes Summary	Performed	Checked	Date
Performed by		Page 5 / 6 Revision		
Checked by				
Date	22/10/2024			

LOAD PERFORMANCE CURVE

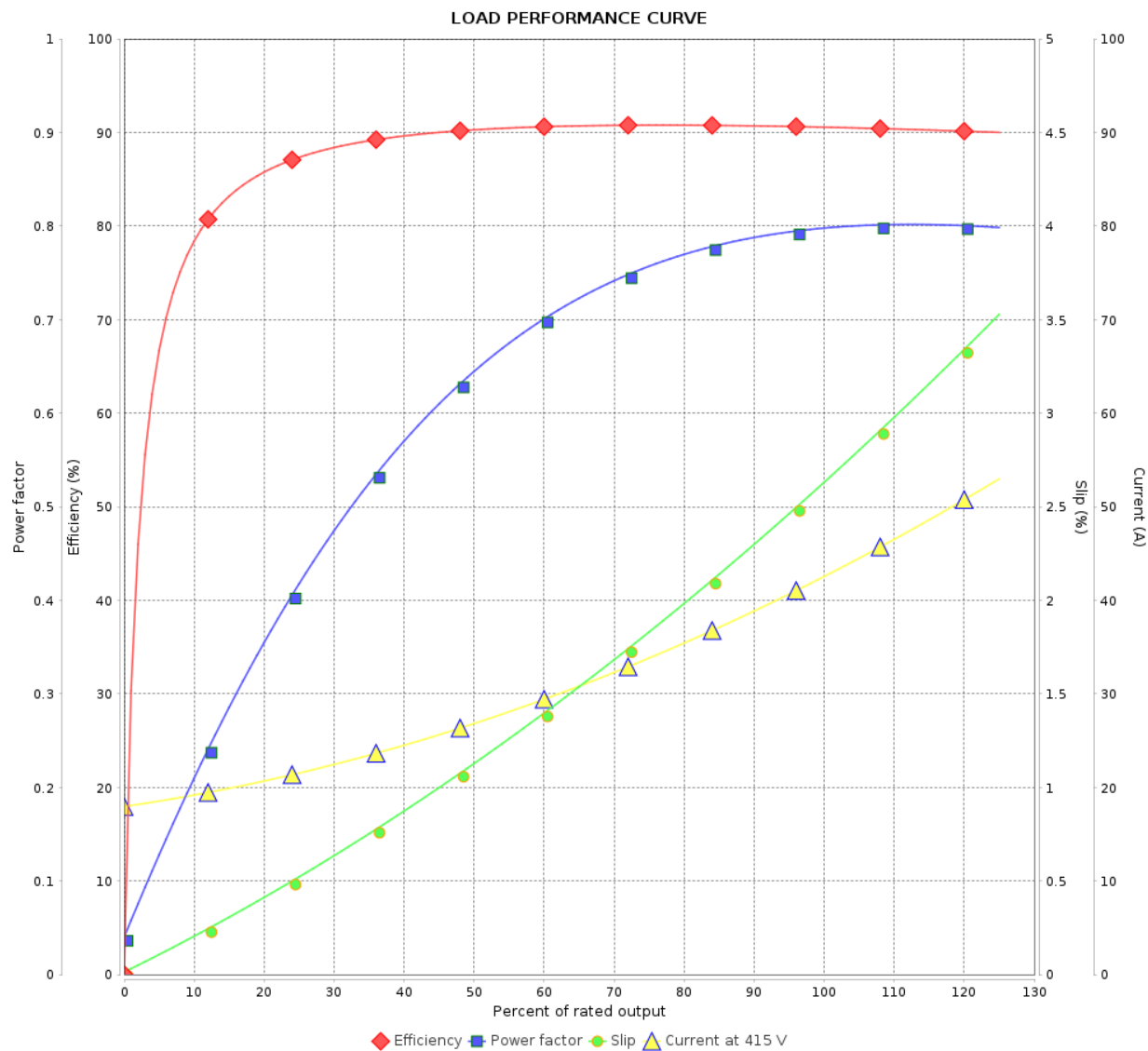
Three Phase Induction Motor - Squirrel Cage



Customer :

Product line : W22 IEEE 841 NEMA Premium
Efficiency Three-Phase

Product code : 11942971

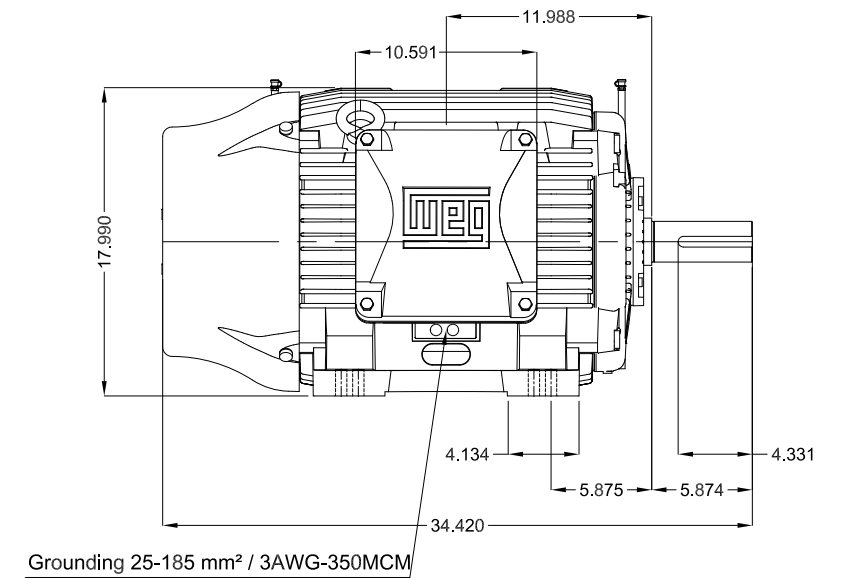


Performance : 415 V 50 Hz 8P IE3

Rated current : 42.2 A
LRC : 5.9
Rated torque : 29.8 kgfm
Locked rotor torque : 150 %
Breakdown torque : 200 %
Rated speed : 730 rpm

Moment of inertia (J) : 0.9884 kgm²
Duty cycle : Cont.(S1)
Insulation class : F
Service factor : 1.00
Temperature rise : 105 K
Design : B

Rev.	Changes Summary		Performed	Checked	Date
Performed by				Page 6 / 6	Revision
Checked by					
Date	22/10/2024				



Without vertical jackscrews	
Sealing - Taconite labyrinth	
Grease outlet according to IEEE841	
Color RAL 5009	
Painting plan 222E	
Mounting B3R(D)	