

DATA SHEET

Three Phase Induction Motor - Squirrel Cage



Customer :

Product line : W22 NEMA Premium Efficiency Three-Phase Product code : 12446748

Frame : 284/6T	Cooling method : IC411 - TEFC
Insulation class : F	Mounting : F-1
Duty cycle : Cont.(S1)	Rotation ¹ : Both (CW and CCW)
Ambient temperature : -20°C to +40°C	Starting method : Direct On Line
Altitude : 1000 m.a.s.l.	Approx. weight ³ : 174 kg
Protection degree : IP55	Moment of inertia (J) : 0.3034 kgm ²
Design : B	

Output [HP]	10	10	10	10
Poles	8	8	8	8
Frequency [Hz]	60	50	50	50
Rated voltage [V]	230/460	380	400	415
Rated current [A]	26.8/13.4	16.1	15.3	15.1
L. R. Amperes [A]	150/75.0	70.8	75.0	78.5
LRC [A]	5.6x(Code G)	4.4x(Code E)	4.9x(Code F)	5.2x(Code G)
No load current [A]	13.0/6.50	6.40	6.90	7.35
Rated speed [RPM]	880	725	725	730
Slip [%]	2.22	3.33	3.33	2.67
Rated torque [kgfm]	8.25	10.0	10.0	9.94
Locked rotor torque [%]	200	150	170	190
Breakdown torque [%]	240	190	210	229
Service factor	1.25	1.00	1.15	1.15
Temperature rise	80 K	105 K	105 K	105 K
Locked rotor time	57s (cold) 32s (hot)	45s (cold) 25s (hot)	45s (cold) 25s (hot)	45s (cold) 25s (hot)
Noise level ²	54.0 dB(A)	52.0 dB(A)	52.0 dB(A)	52.0 dB(A)
Efficiency (%)	25%			
	50%	89.5	89.5	88.5
	75%	90.2	88.5	88.5
	100%	90.2	87.5	88.5
Power Factor	25%			
	50%	0.61	0.68	0.64
	75%	0.72	0.77	0.74
	100%	0.78	0.81	0.80

Losses at normative operating points (speed;torque), in percentage of rated output power

Losses (%)	P1 (0,9;1,0)	10.3	10.3	10.3	10.3
	P2 (0,5;1,0)	8.5	8.5	8.5	8.5
	P3 (0,25;1,0)	8.4	8.4	8.4	8.4
	P4 (0,9;0,5)	5.4	5.4	5.4	5.4
	P5 (0,5;0,5)	3.7	3.7	3.7	3.7
	P6 (0,5;0,25)	2.6	2.6	2.6	2.6
	P7 (0,25;0,25)	1.8	1.8	1.8	1.8

	<u>Drive end</u>	<u>Non drive end</u>	Foundation loads
Bearing type	: 6311 C3	6211 C3	Max. traction : 240 kgf
Sealing	: V'Ring	V'Ring	Max. compression : 414 kgf
Lubrication interval	: 20000 h	20000 h	
Lubricant amount	: 18 g	11 g	
Lubricant type	: Mobil Polyrex EM		

This revision replaces and cancel the previous one, which must be eliminated.
 (1) Looking the motor from the shaft end.
 (2) Measured at 1m and with tolerance of +3dB(A).
 (3) Approximate weight subject to changes after manufacturing process.

These are average values based on tests with sinusoidal power supply, subject to the tolerances stipulated in NEMA MG-1.

Rev.	Changes Summary	Performed	Checked	Date
Performed by				
Checked by				
Date	20/10/2024		Page 1 / 6	Revision

DATA SHEET

Three Phase Induction Motor - Squirrel Cage



Customer : _____

Notes
USABLE @208V 29.6A SF 1.15 SFA 34.1A

Rev.	Changes Summary		Performed	Checked	Date
Performed by			Page		Revision
Checked by					
Date	20/10/2024				

LOAD PERFORMANCE CURVE

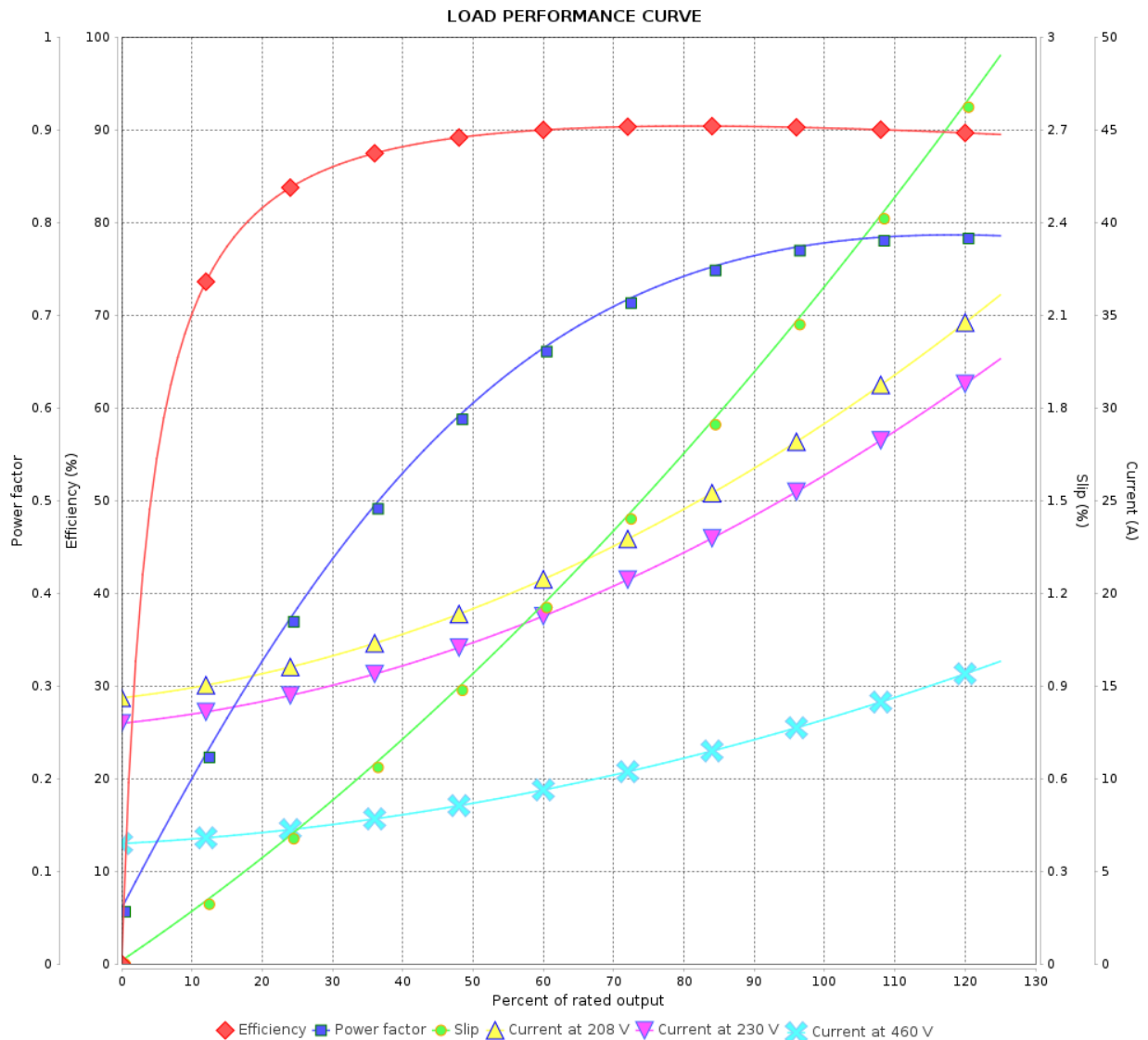
Three Phase Induction Motor - Squirrel Cage



Customer :

Product line : W22 NEMA Premium Efficiency
Three-Phase

Product code : 12446748



Performance : 230/460 V 60 Hz 8P

Rated current : 26.8/13.4 A
LRC : 5.6
Rated torque : 8.25 kgfm
Locked rotor torque : 200 %
Breakdown torque : 240 %
Rated speed : 880 rpm

Moment of inertia (J) : 0.3034 kgm²
Duty cycle : Cont.(S1)
Insulation class : F
Service factor : 1.25
Temperature rise : 80 K
Design : B

Rev.	Changes Summary		Performed	Checked	Date
Performed by				Page 3 / 6Revision	
Checked by					
Date	20/10/2024				

LOAD PERFORMANCE CURVE

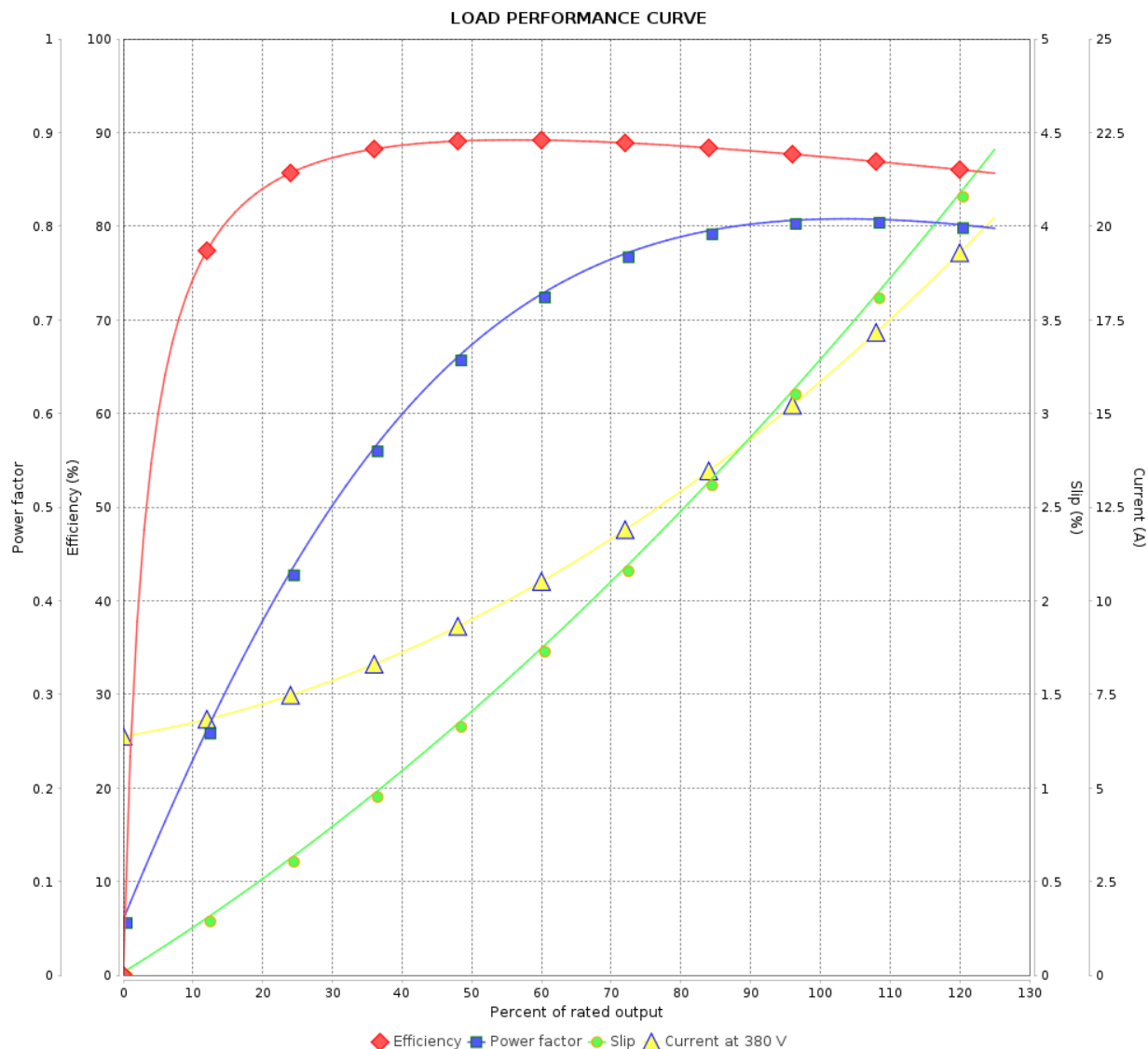
Three Phase Induction Motor - Squirrel Cage



Customer :

Product line : W22 NEMA Premium Efficiency
Three-Phase

Product code : 12446748



Performance : 380 V 50 Hz 8P IE3

Rated current : 16.1 A
LRC : 4.4
Rated torque : 10.0 kgfm
Locked rotor torque : 150 %
Breakdown torque : 190 %
Rated speed : 725 rpm

Moment of inertia (J) : 0.3034 kgm²
Duty cycle : Cont.(S1)
Insulation class : F
Service factor : 1.00
Temperature rise : 105 K
Design : B

Rev.	Changes Summary		Performed	Checked	Date
Performed by				Page	Revision
Checked by				4 / 6	
Date					

LOAD PERFORMANCE CURVE

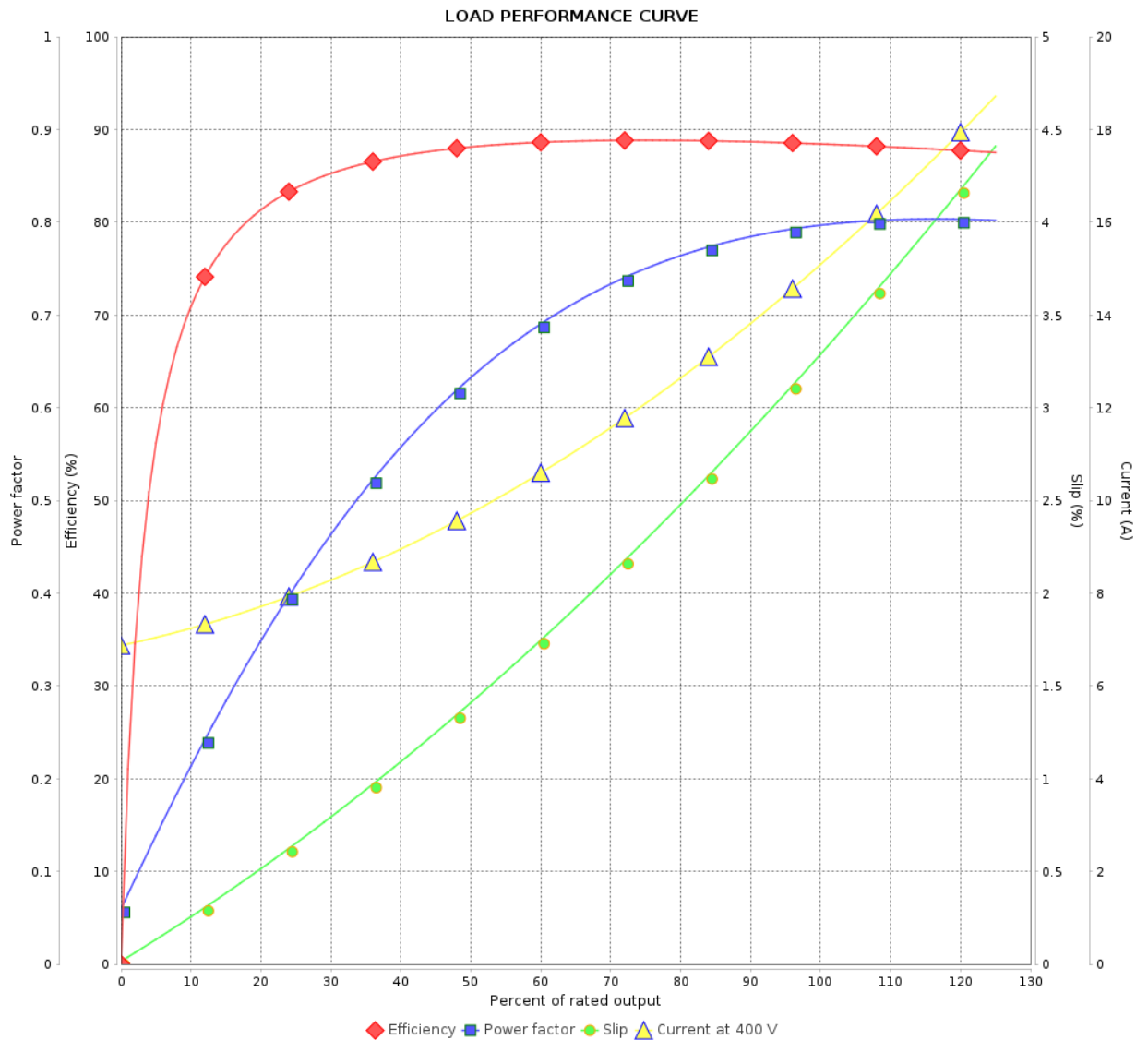
Three Phase Induction Motor - Squirrel Cage



Customer :

Product line : W22 NEMA Premium Efficiency
Three-Phase

Product code : 12446748



Performance : 400 V 50 Hz 8P IE3

Rated current : 15.3 A
LRC : 4.9
Rated torque : 10.0 kgfm
Locked rotor torque : 170 %
Breakdown torque : 210 %
Rated speed : 725 rpm

Moment of inertia (J) : 0.3034 kgm²
Duty cycle : Cont.(S1)
Insulation class : F
Service factor : 1.15
Temperature rise : 105 K
Design : B

Rev.	Changes Summary		Performed	Checked	Date
Performed by				Page 5 / 6	Revision
Checked by					
Date	20/10/2024				

LOAD PERFORMANCE CURVE

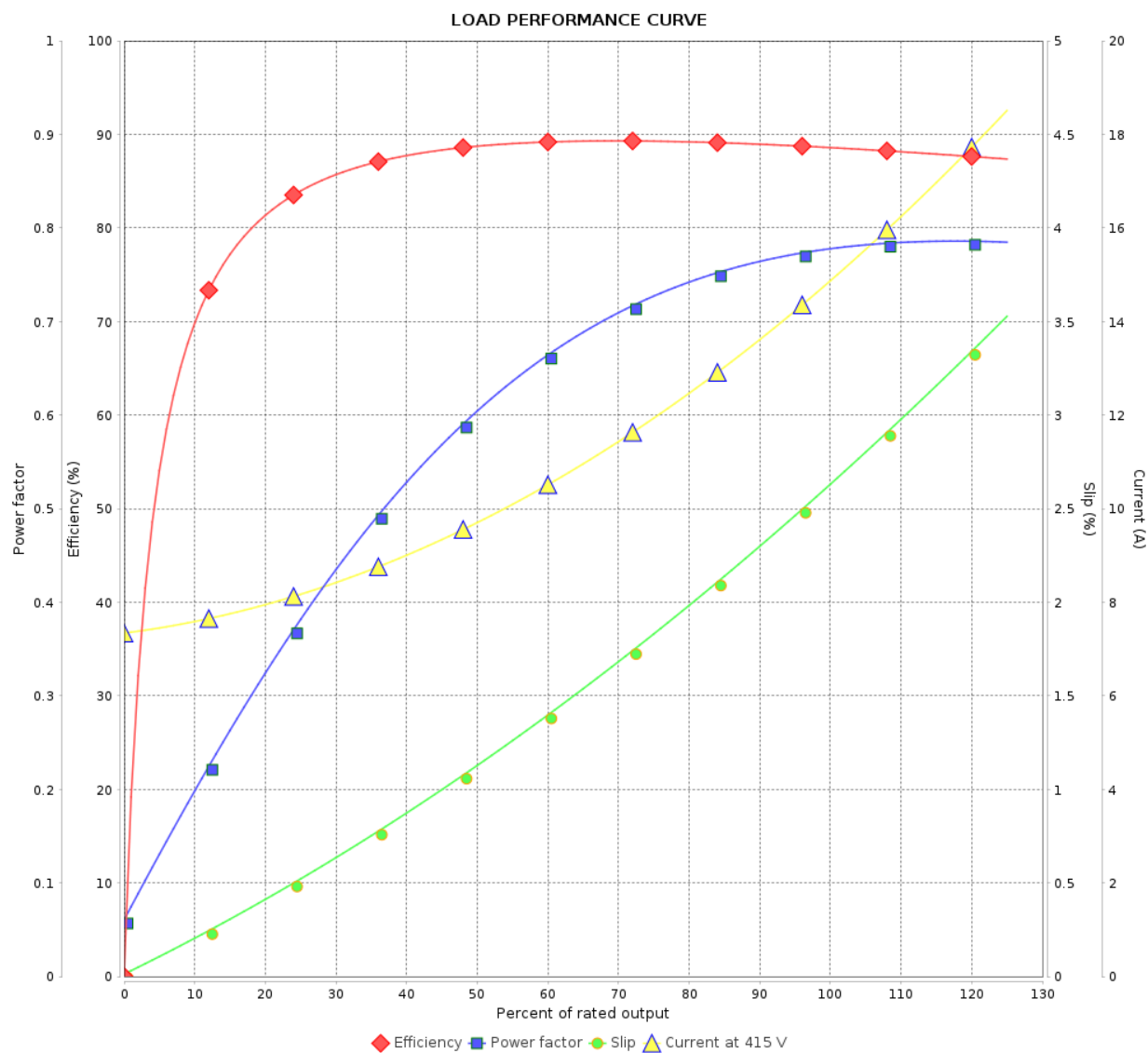
Three Phase Induction Motor - Squirrel Cage



Customer :

Product line : W22 NEMA Premium Efficiency
Three-Phase

Product code : 12446748



Performance : 415 V 50 Hz 8P IE3

Rated current : 15.1 A
LRC : 5.2
Rated torque : 9.94 kgfm
Locked rotor torque : 190 %
Breakdown torque : 229 %
Rated speed : 730 rpm

Moment of inertia (J) : 0.3034 kgm²
Duty cycle : Cont.(S1)
Insulation class : F
Service factor : 1.15
Temperature rise : 105 K
Design : B

Rev.	Changes Summary		Performed	Checked	Date
Performed by				Page	Revision
Checked by				6 / 6	
Date					

