

DATA SHEET

Single Phase Induction Motor - Squirrel Cage



Customer :

Product line : Farm Duty Single-Phase Product code : 12058469

Frame	: D56C	Locked rotor time	: 10s (cold) 6s (hot)
Output	: 1 HP (0.75 kW)	Temperature rise	: 80 K
Poles	: 4	Duty cycle	: Cont.(S1)
Frequency	: 60 Hz	Ambient temperature	: -20°C to +40°C
Rated voltage	: 115/230 V	Altitude	: 1000 m.a.s.l.
Rated current	: 14.0/7.00 A	Protection degree	: IP55
L. R. Amperes	: 91.0/45.5 A	Cooling method	: IC411 - TEFC
LRC	: 6.5x(Code M)	Mounting	: F-1
No load current	: 11.5/5.75 A	Rotation ¹	: Both (CW and CCW)
Rated speed	: 1750 rpm	Noise level ²	: 55.0 dB(A)
Slip	: 2.78 %	Starting method	: Direct On Line
Rated torque	: 0.415 kgfm	Approx. weight ³	: 16.4 kg
Locked rotor torque	: 320 %		
Breakdown torque	: 270 %		
Insulation class	: B		
Service factor	: 1.15		
Moment of inertia (J)	: 0.0056 kgm ²		

Output	50%	75%	100%	Foundation loads	
Efficiency (%)	60.0	67.0	70.3	Max. traction	: 27 kgf
Power Factor	0.45	0.56	0.65	Max. compression	: 44 kgf

		<u>Drive end</u>	<u>Non drive end</u>
Bearing type	:	6204 ZZ	6202 ZZ
Sealing	:	V'Ring	V'Ring
Lubrication interval	:	-	-
Lubricant amount	:	-	-
Lubricant type	:	Mobil Polyrex EM	

Notes

This revision replaces and cancel the previous one, which must be eliminated.

- (1) Looking the motor from the shaft end.
- (2) Measured at 1m and with tolerance of +3dB(A).
- (3) Approximate weight subject to changes after manufacturing process.
- (4) At 100% of full load.

These are average values based on tests with sinusoidal power supply, subject to the tolerances stipulated in NEMA MG-1.

Rev.	Changes Summary	Performed	Checked	Date
Performed by		Page 1 / 2 Revision		
Checked by				
Date	20/10/2024			

LOAD PERFORMANCE CURVE

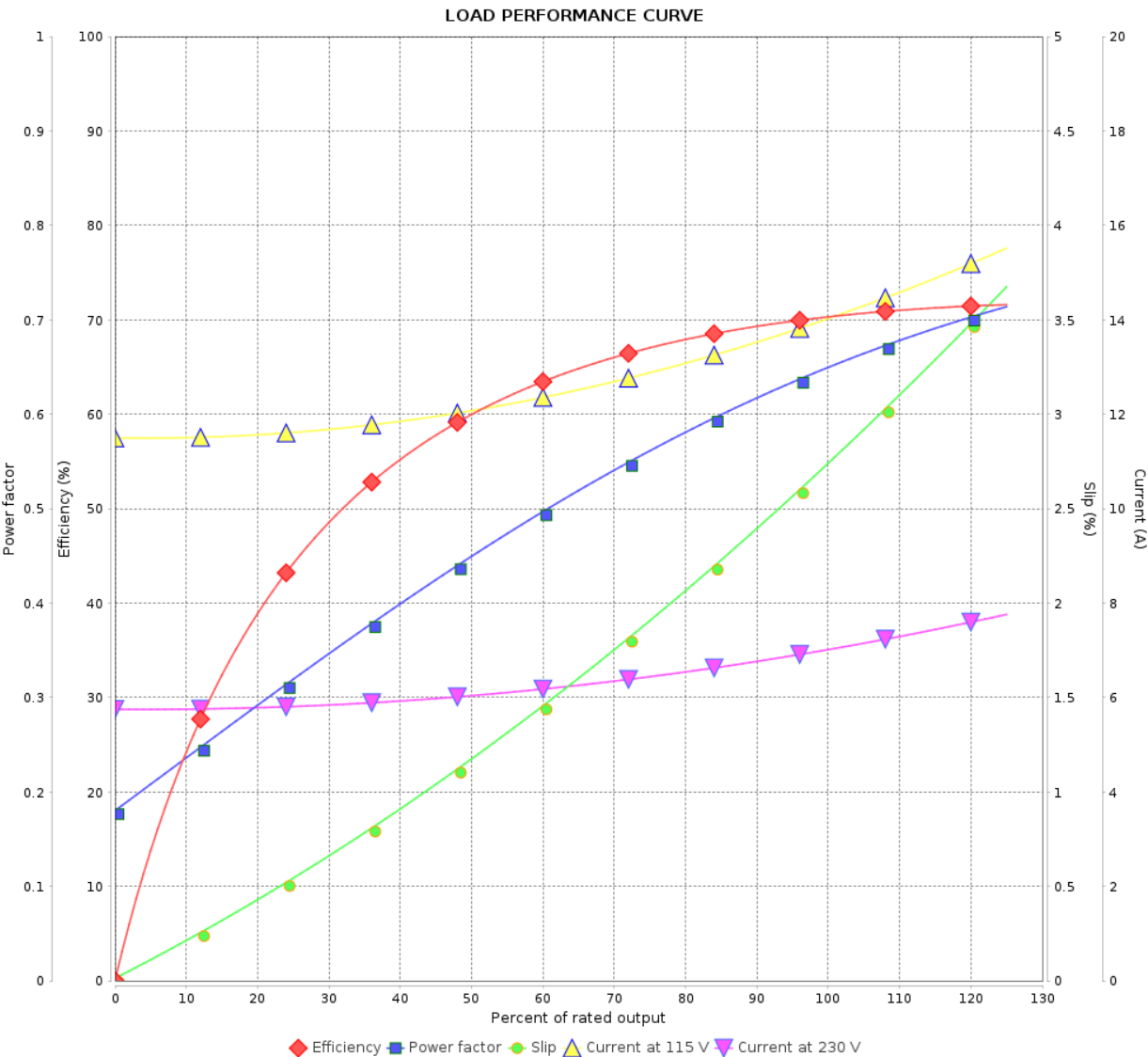
Single Phase Induction Motor - Squirrel Cage



Customer :

Product line : Farm Duty Single-Phase

Product code : 12058469

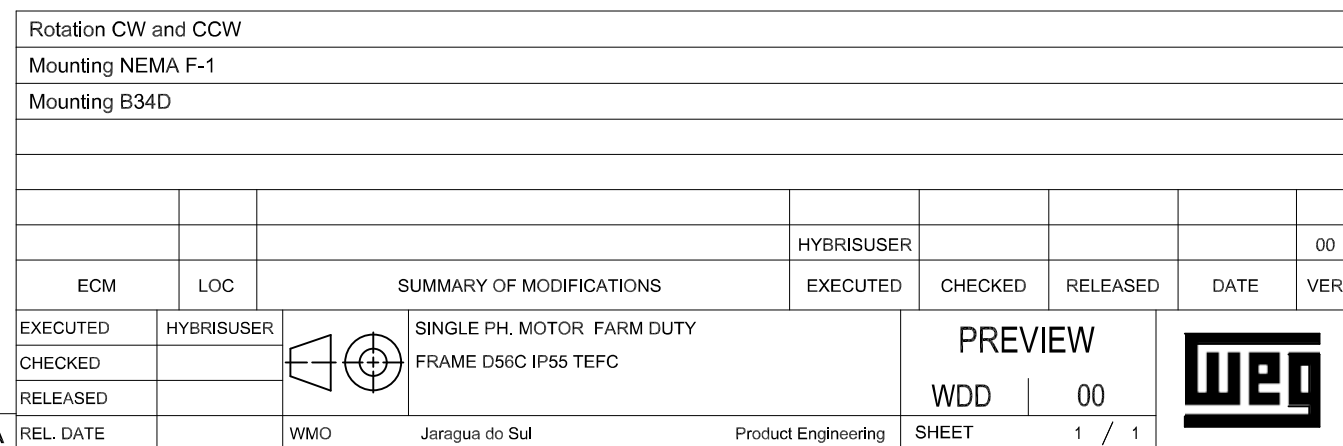
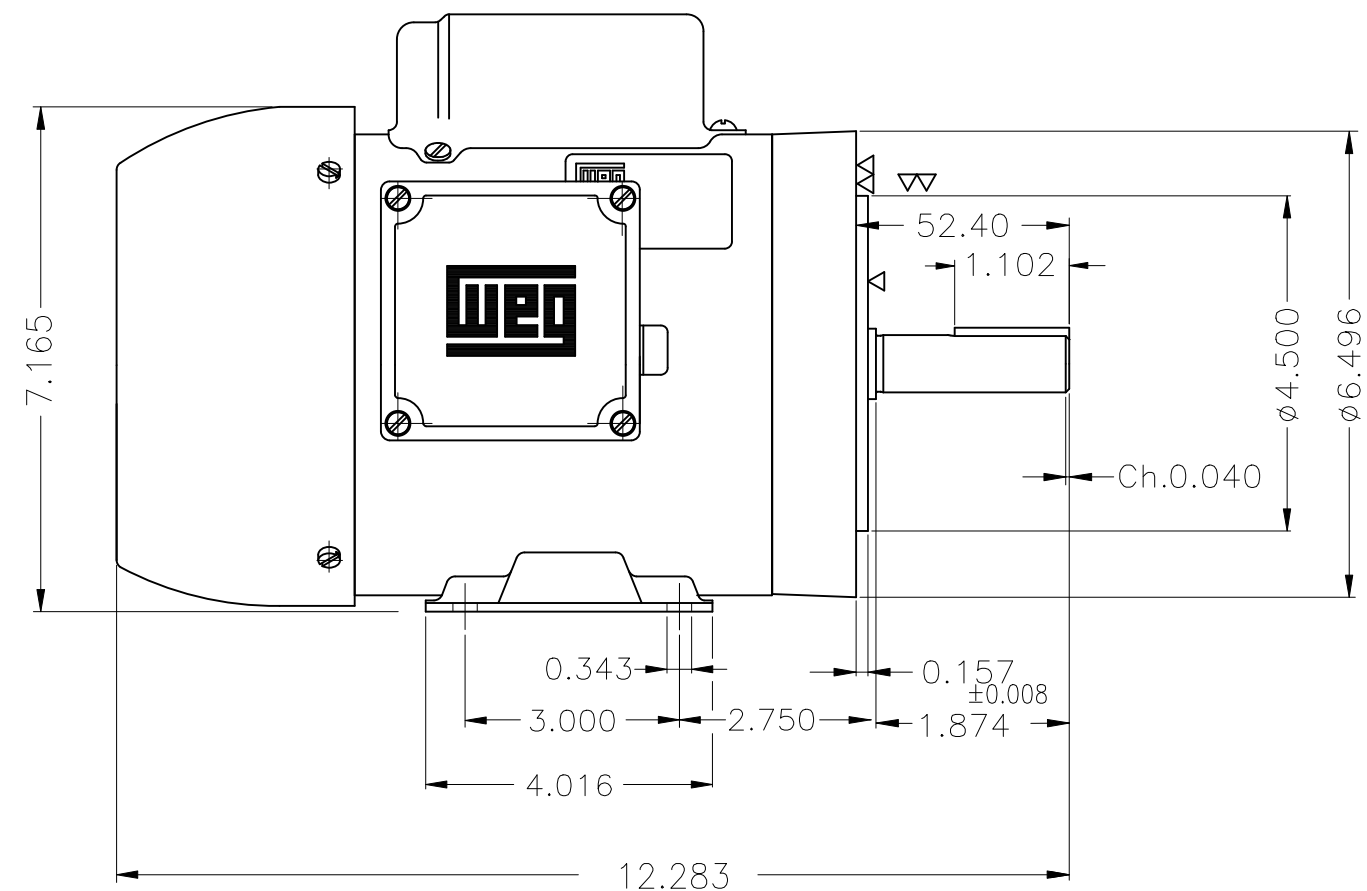


Performance : 115/230 V 60 Hz 4P

Rated current : 14.0/7.00 A
LRC : 6.5
Rated torque : 0.415 kgfm
Locked rotor torque : 320 %
Breakdown torque : 270 %
Rated speed : 1750 rpm

Moment of inertia (J) : 0.0056 kgm²
Duty cycle : Cont.(S1)
Insulation class : B
Service factor : 1.15
Temperature rise : 80 K

Rev.	Changes Summary		Performed	Checked	Date
Performed by				Page	Revision
Checked by				2 / 2	
Date					



xME	A3
-----	----