

DATA SHEET

Three Phase Induction Motor - Squirrel Cage



Customer :					
Product line		: W22 IEEE 841 NEMA Premium Efficiency Three-Phase	Product code :	12378978	
Frame	: 213/5TC	Cooling method	: IC411 - TEFC		
Insulation class	: F	Mounting	: F-1		
Duty cycle	: Cont.(S1)	Rotation ¹	: Both (CW and CCW)		
Ambient temperature	: -20°C to +40°C	Starting method	: Direct On Line		
Altitude	: 1000 m.a.s.l.	Approx. weight ³	: 82.7 kg		
Protection degree	: IP56	Moment of inertia (J)	: 0.0566 kgm ²		
Design	: B				
Output [HP]	7.5	7.5	7.5	7.5	
Poles	4	4	4	4	
Frequency [Hz]	60	50	50	50	
Rated voltage [V]	460	380	400	415	
Rated current [A]	9.18	11.0	10.6	10.3	
L. R. Amperes [A]	65.2	61.6	65.7	69.0	
LRC [A]	7.1x(Code H)	5.6x(Code F)	6.2x(Code G)	6.7x(Code H)	
No load current [A]	4.20	4.10	4.40	4.70	
Rated speed [RPM]	1765	1455	1460	1465	
Slip [%]	1.94	3.00	2.67	2.33	
Rated torque [kgfm]	3.08	3.74	3.73	3.72	
Locked rotor torque [%]	220	170	190	210	
Breakdown torque [%]	310	240	270	290	
Service factor	1.25	1.25	1.25	1.25	
Temperature rise	80 K	80 K	80 K	80 K	
Locked rotor time	36s (cold) 20s (hot)	27s (cold) 15s (hot)	27s (cold) 15s (hot)	27s (cold) 15s (hot)	
Noise level ²	58.0 dB(A)	56.0 dB(A)	56.0 dB(A)	56.0 dB(A)	
Efficiency (%)	25%				
	50%	89.5	89.5	89.5	
	75%	91.0	89.5	90.2	
	100%	91.7	89.6	90.2	
Power Factor	25%				
	50%	0.66	0.72	0.69	
	75%	0.76	0.81	0.78	
	100%	0.82	0.85	0.83	
Losses at normative operating points (speed;torque), in percentage of rated output power					
Losses (%)	P1 (0,9;1,0)	8.8	8.8	8.8	8.8
	P2 (0,5;1,0)	7.0	7.0	7.0	7.0
	P3 (0,25;1,0)	6.5	6.5	6.5	6.5
	P4 (0,9;0,5)	4.9	4.9	4.9	4.9
	P5 (0,5;0,5)	3.3	3.3	3.3	3.3
	P6 (0,5;0,25)	2.4	2.4	2.4	2.4
	P7 (0,25;0,25)	1.6	1.6	1.6	1.6
Bearing type	: Drive end : 6308 C3 Non drive end : 6207 C3	Foundation loads			
Sealing	: Inpro/Seal	Max. traction : 158 kgf			
Lubrication interval	: 20000 h	Max. compression : 240 kgf			
Lubricant amount	: 11 g				
Lubricant type	: Mobil Polyrex EM				
This revision replaces and cancel the previous one, which must be eliminated. (1) Looking the motor from the shaft end. (2) Measured at 1m and with tolerance of +3dB(A). (3) Approximate weight subject to changes after manufacturing process.		These are average values based on tests with sinusoidal power supply, subject to the tolerances stipulated in NEMA MG-1.			
Rev.	Changes Summary	Performed	Checked	Date	
Performed by					
Checked by			Page	Revision	
Date	29/10/2024		1 / 6		

DATA SHEET

Three Phase Induction Motor - Squirrel Cage



Customer : _____

Notes

Rev.	Changes Summary	Performed	Checked	Date
Performed by				
Checked by			Page	Revision
Date	29/10/2024		2 / 6	

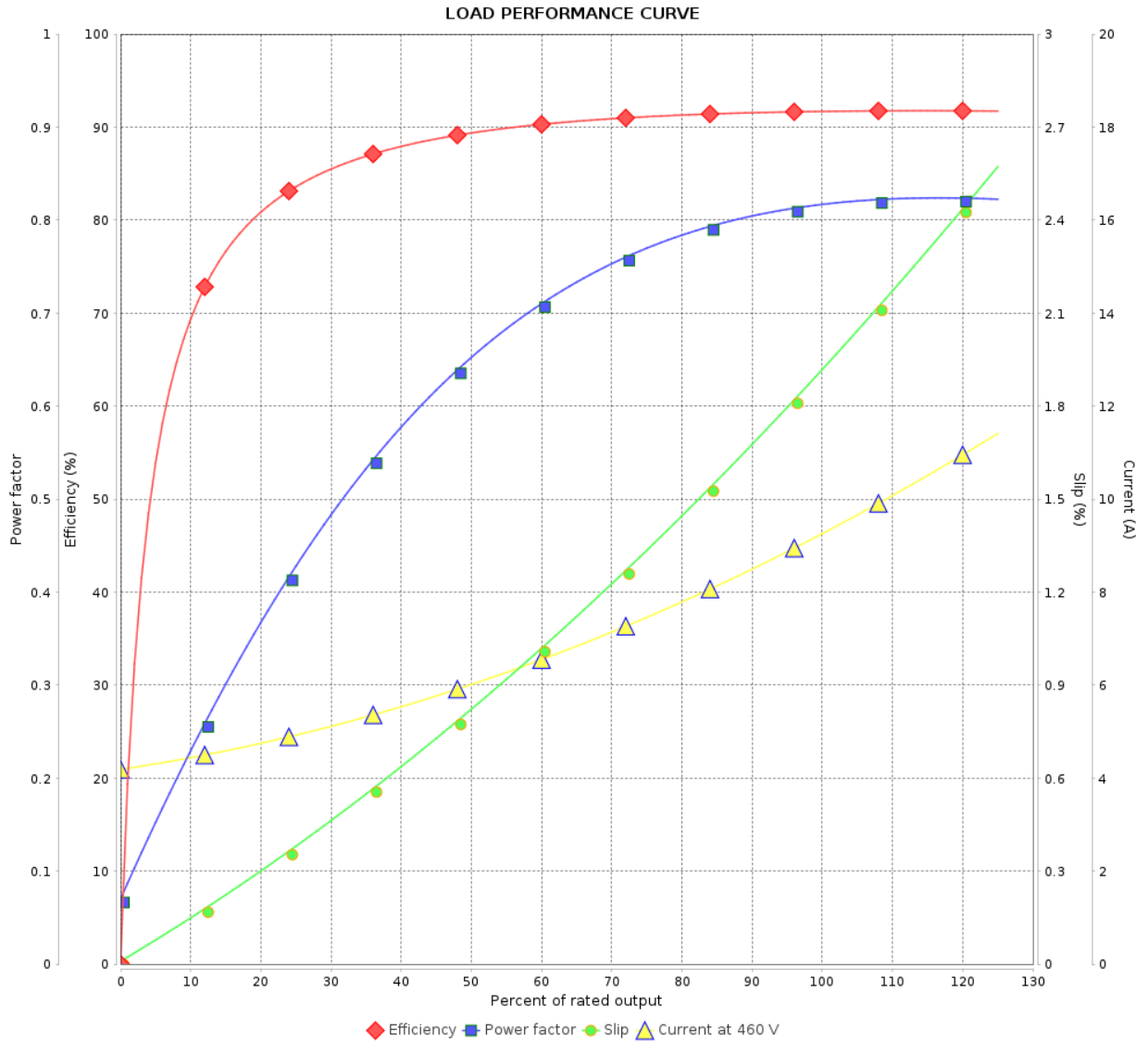
LOAD PERFORMANCE CURVE

Three Phase Induction Motor - Squirrel Cage



Customer :

Product line : W22 IEEE 841 NEMA Premium Efficiency Three-Phase Product code : 12378978



Performance : 460 V 60 Hz 4P

Rated current	: 9.18 A	Moment of inertia (J)	: 0.0566 kgm ²
LRC	: 7.1	Duty cycle	: Cont.(S1)
Rated torque	: 3.08 kgfm	Insulation class	: F
Locked rotor torque	: 220 %	Service factor	: 1.25
Breakdown torque	: 310 %	Temperature rise	: 80 K
Rated speed	: 1765 rpm	Design	: B

Rev.	Changes Summary	Performed	Checked	Date
Performed by			Page 3 / 6	Revision
Checked by				
Date	29/10/2024			

LOAD PERFORMANCE CURVE

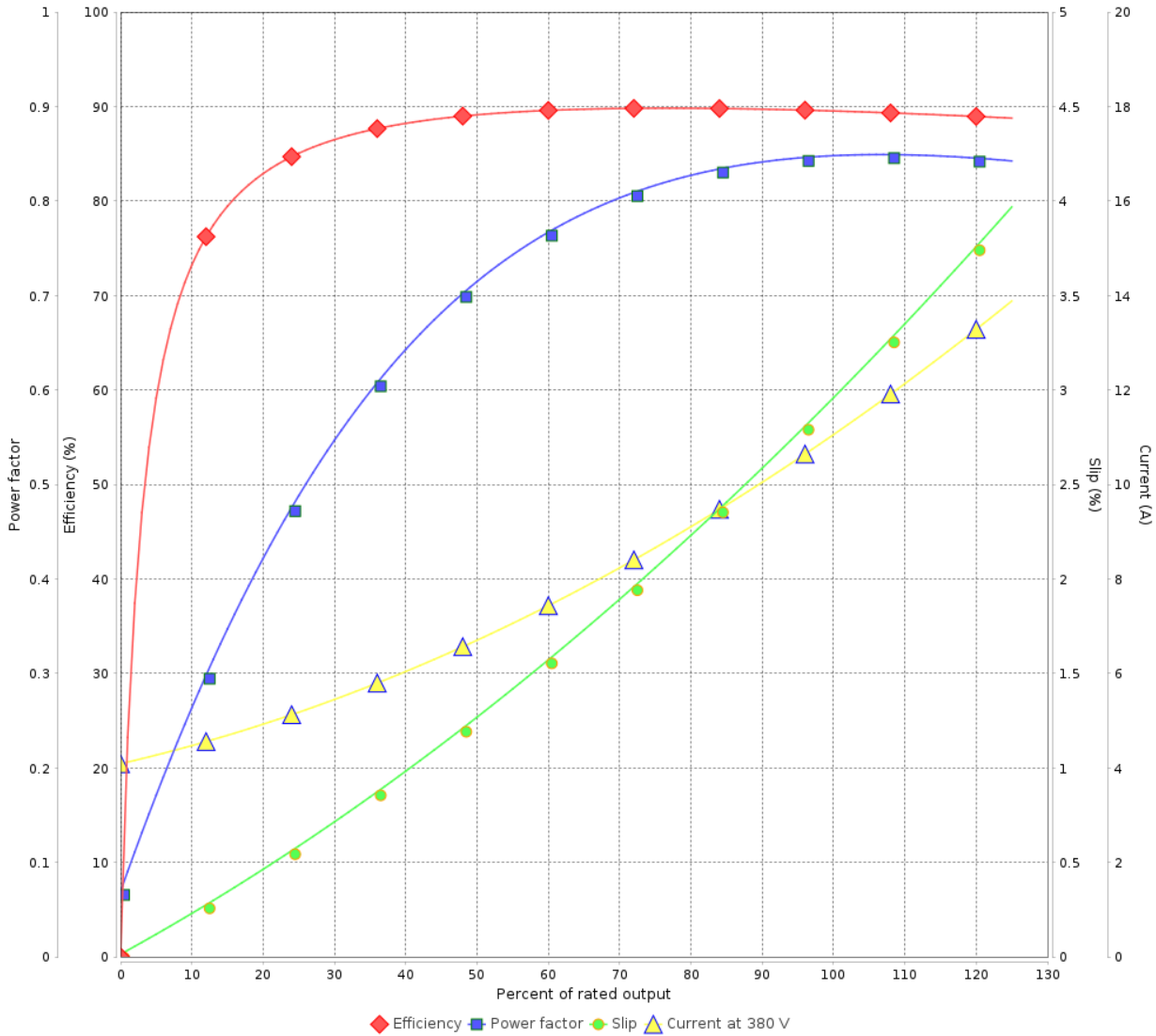
Three Phase Induction Motor - Squirrel Cage



Customer : _____

Product line : W22 IEEE 841 NEMA Premium Efficiency Three-Phase Product code : 12378978

LOAD PERFORMANCE CURVE



Performance : 380 V 50 Hz 4P IE3

Rated current	: 11.0 A	Moment of inertia (J)	: 0.0566 kgm ²
LRC	: 5.6	Duty cycle	: Cont.(S1)
Rated torque	: 3.74 kgfm	Insulation class	: F
Locked rotor torque	: 170 %	Service factor	: 1.25
Breakdown torque	: 240 %	Temperature rise	: 80 K
Rated speed	: 1455 rpm	Design	: B

Rev.	Changes Summary	Performed	Checked	Date
Performed by		Page		Revision
Checked by		4 / 6		
Date	29/10/2024			

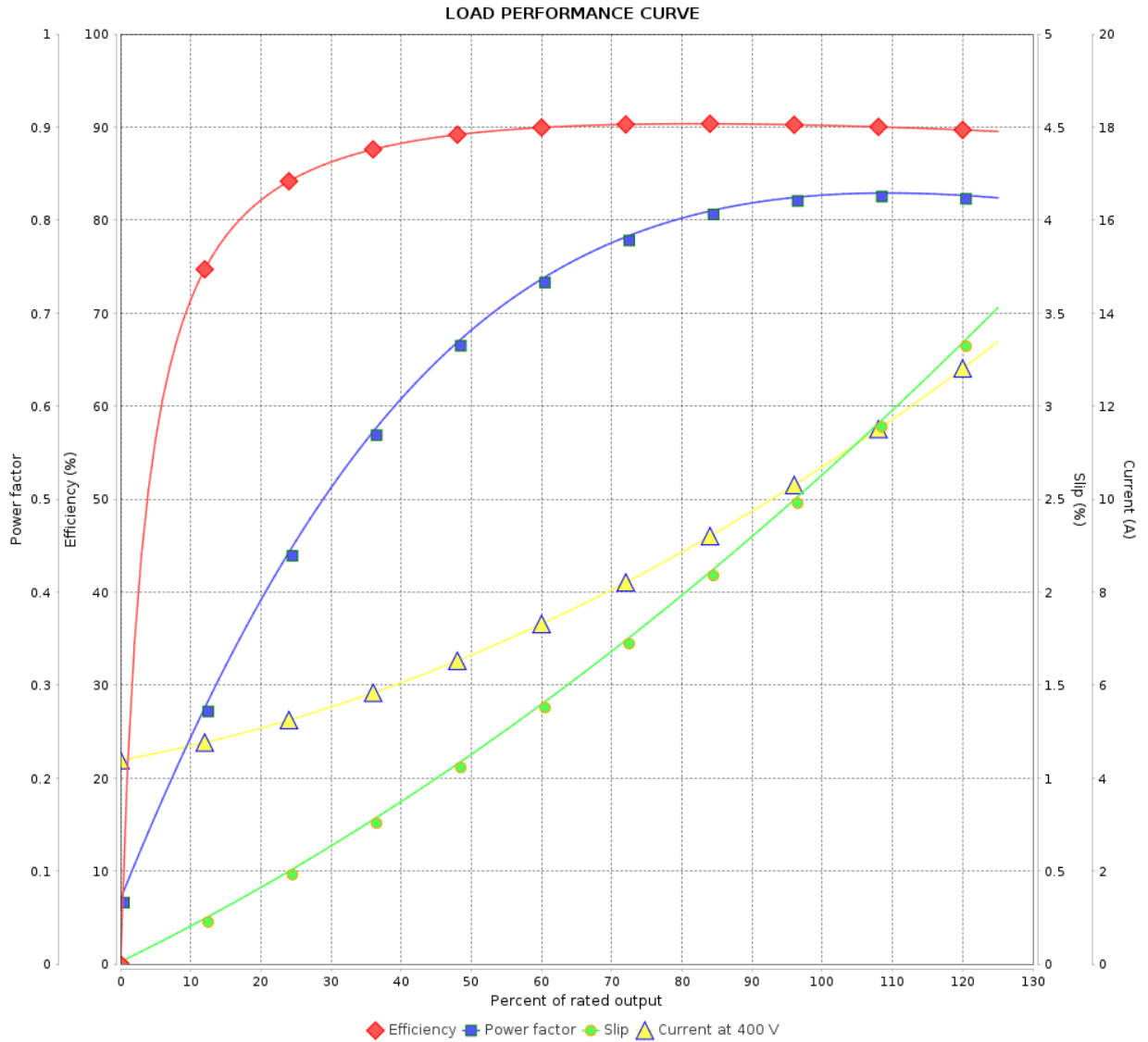
LOAD PERFORMANCE CURVE

Three Phase Induction Motor - Squirrel Cage



Customer :

Product line : W22 IEEE 841 NEMA Premium Efficiency Three-Phase Product code : 12378978



Performance : 400 V 50 Hz 4P IE3

Rated current : 10.6 A
 LRC : 6.2
 Rated torque : 3.73 kgfm
 Locked rotor torque : 190 %
 Breakdown torque : 270 %
 Rated speed : 1460 rpm

Moment of inertia (J) : 0.0566 kgm²
 Duty cycle : Cont.(S1)
 Insulation class : F
 Service factor : 1.25
 Temperature rise : 80 K
 Design : B

Rev.	Changes Summary	Performed	Checked	Date
Performed by			Page	Revision
Checked by				
Date				

LOAD PERFORMANCE CURVE

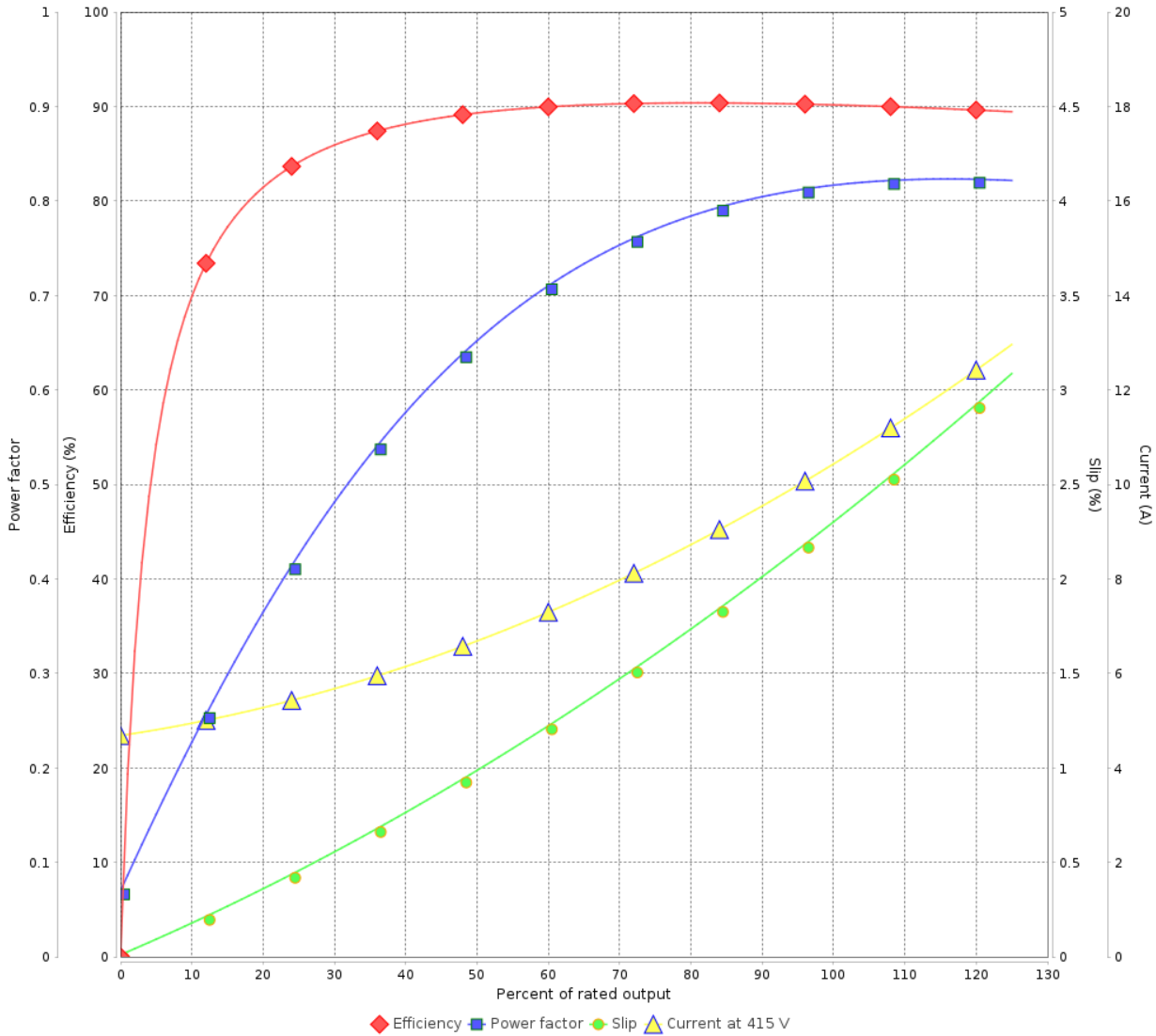
Three Phase Induction Motor - Squirrel Cage



Customer : _____

Product line : W22 IEEE 841 NEMA Premium Efficiency Three-Phase Product code : 12378978

LOAD PERFORMANCE CURVE



Performance : 415 V 50 Hz 4P IE3

Rated current	: 10.3 A	Moment of inertia (J)	: 0.0566 kgm ²
LRC	: 6.7	Duty cycle	: Cont.(S1)
Rated torque	: 3.72 kgfm	Insulation class	: F
Locked rotor torque	: 210 %	Service factor	: 1.25
Breakdown torque	: 290 %	Temperature rise	: 80 K
Rated speed	: 1465 rpm	Design	: B

Rev.	Changes Summary	Performed	Checked	Date
Performed by		Page		Revision
Checked by		6 / 6		
Date	29/10/2024			