

DATA SHEET

Three Phase Induction Motor - Squirrel Cage



Customer :

Product line : W22 IEEE 841 NEMA Premium Efficiency Three-Phase Product code : 11514036

Frame : 254/6T	Cooling method : IC411 - TEFC
Insulation class : F	Mounting : F-1
Duty cycle : Cont.(S1)	Rotation ¹ : Both (CW and CCW)
Ambient temperature : -20°C to +40°C	Starting method : Direct On Line
Altitude : 1000 m.a.s.l.	Approx. weight ³ : 131 kg
Protection degree : IP55	Moment of inertia (J) : 0.1867 kgm ²
Design : B	

Output [HP]	10	10	10	10
Poles	6	6	6	6
Frequency [Hz]	60	50	50	50
Rated voltage [V]	460	380	400	415
Rated current [A]	12.9	15.4	14.8	14.4
L. R. Amperes [A]	80.0	73.9	79.9	83.5
LRC [A]	6.2x(Code H)	4.8x(Code F)	5.4x(Code G)	5.8x(Code H)
No load current [A]	6.00	4.90	6.30	6.60
Rated speed [RPM]	1175	965	970	975
Slip [%]	2.08	3.50	3.00	2.50
Rated torque [kgfm]	6.17	7.50	7.47	7.44
Locked rotor torque [%]	220	160	190	210
Breakdown torque [%]	270	210	229	250
Service factor	1.25	1.00	1.15	1.15
Temperature rise	80 K	105 K	105 K	80 K
Locked rotor time	46s (cold) 26s (hot)	39s (cold) 22s (hot)	39s (cold) 22s (hot)	39s (cold) 22s (hot)
Noise level ²	59.0 dB(A)	57.0 dB(A)	57.0 dB(A)	57.0 dB(A)
Efficiency (%)	25%			
	50%	90.2	90.2	89.5
	75%	91.0	89.5	90.2
	100%	91.0	89.1	89.5
Power Factor	25%			
	50%	0.63	0.70	0.66
	75%	0.74	0.79	0.75
	100%	0.80	0.83	0.82

Losses at normative operating points (speed;torque), in percentage of rated output power

Losses (%)	P1 (0,9;1,0)	10.9	13.6	13.0	13.0
	P2 (0,5;1,0)	9.4	12.1	11.5	11.5
	P3 (0,25;1,0)	8.9	11.6	11.0	11.0
	P4 (0,9;0,5)	5.6	6.8	6.5	6.5
	P5 (0,5;0,5)	4.0	5.0	4.8	4.8
	P6 (0,5;0,25)	2.9	3.6	3.4	3.4
	P7 (0,25;0,25)	2.0	2.7	2.5	2.5

	<u>Drive end</u>	<u>Non drive end</u>	Foundation loads
Bearing type :	6309 C3	6209 C3	Max. traction : 227 kgf
Sealing :	Taconite	Taconite	Max. compression : 358 kgf
	Labyrinth	Labyrinth	
Lubrication interval :	20000 h	20000 h	
Lubricant amount :	13 g	9 g	
Lubricant type :	Mobil Polyrex EM		

This revision replaces and cancel the previous one, which must be eliminated.

(1) Looking the motor from the shaft end.

(2) Measured at 1m and with tolerance of +3dB(A).

These are average values based on tests with sinusoidal power supply, subject to the tolerances stipulated in NEMA MG-1.

Rev.	Changes Summary	Performed	Checked	Date
Performed by				
Checked by				
Date	22/10/2024			

Page 1 / 6
Revision

DATA SHEET

Three Phase Induction Motor - Squirrel Cage



Customer : _____

Notes

Rev.	Changes Summary		Performed	Checked	Date
Performed by			Page		Revision
Checked by					
Date	22/10/2024				

LOAD PERFORMANCE CURVE

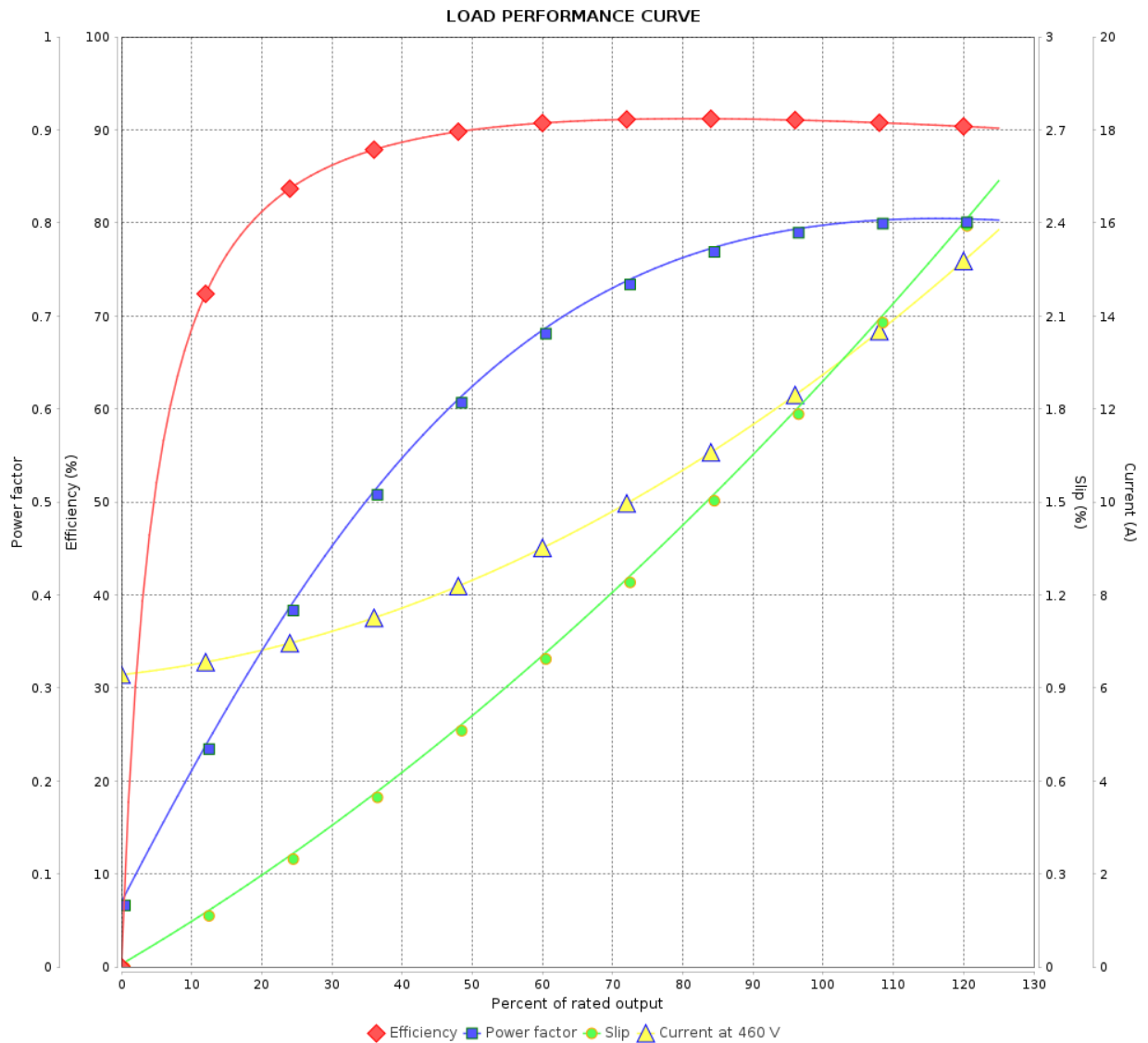
Three Phase Induction Motor - Squirrel Cage



Customer :

Product line : W22 IEEE 841 NEMA Premium
Efficiency Three-Phase

Product code : 11514036



Performance : 460 V 60 Hz 6P

Rated current	: 12.9 A	Moment of inertia (J)	: 0.1867 kgm ²
LRC	: 6.2	Duty cycle	: Cont.(S1)
Rated torque	: 6.17 kgfm	Insulation class	: F
Locked rotor torque	: 220 %	Service factor	: 1.25
Breakdown torque	: 270 %	Temperature rise	: 80 K
Rated speed	: 1175 rpm	Design	: B

Rev.	Changes Summary	Performed	Checked	Date
Performed by		Page 3 / 6Revision		
Checked by				
Date	22/10/2024			

LOAD PERFORMANCE CURVE

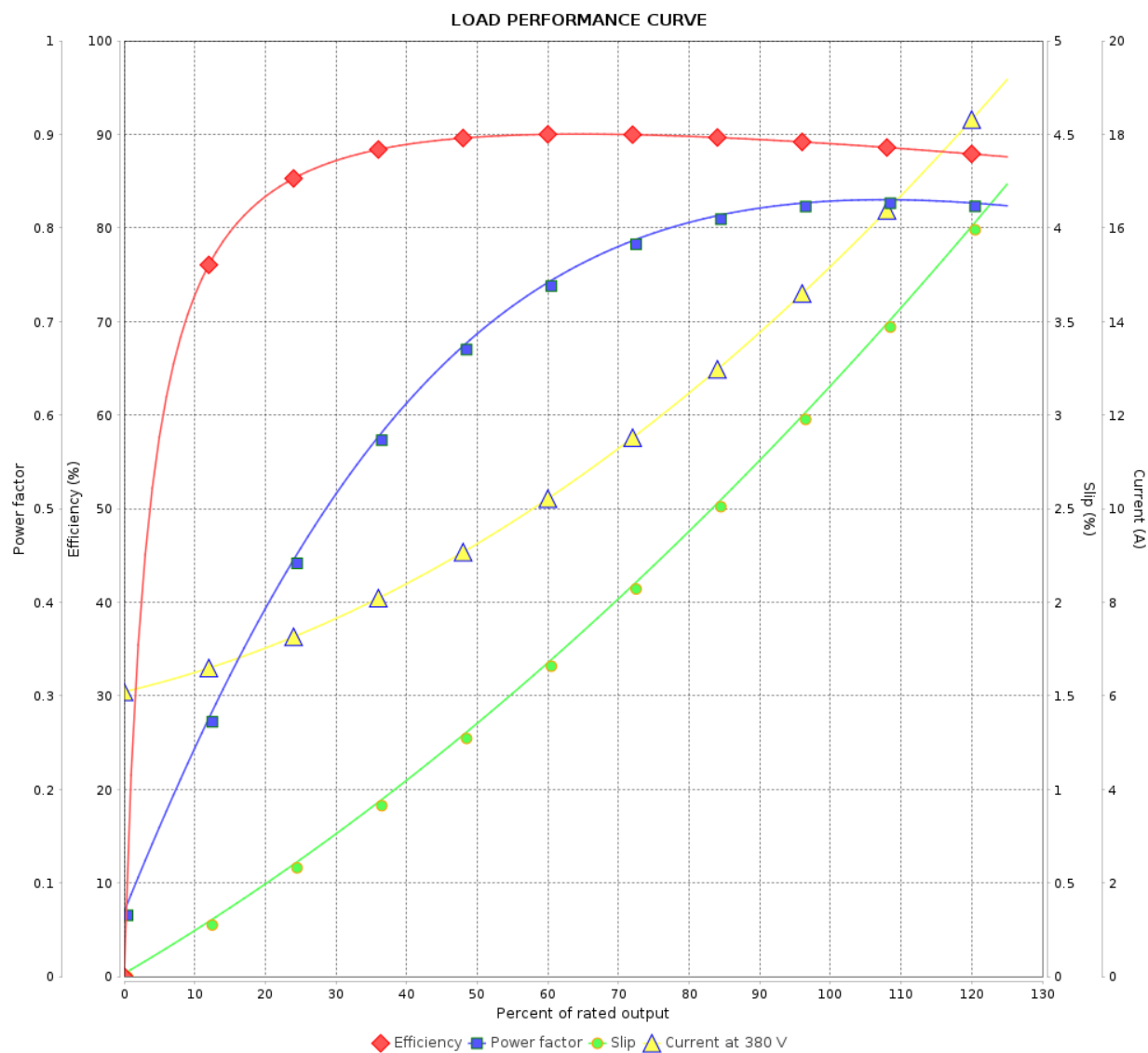
Three Phase Induction Motor - Squirrel Cage



Customer :

Product line : W22 IEEE 841 NEMA Premium
Efficiency Three-Phase

Product code : 11514036



Performance : 380 V 50 Hz 6P IE3

Rated current : 15.4 A
LRC : 4.8
Rated torque : 7.50 kgfm
Locked rotor torque : 160 %
Breakdown torque : 210 %
Rated speed : 965 rpm

Moment of inertia (J) : 0.1867 kgm²
Duty cycle : Cont.(S1)
Insulation class : F
Service factor : 1.00
Temperature rise : 105 K
Design : B

Rev.	Changes Summary		Performed	Checked	Date
Performed by				Page 4 / 6	Revision
Checked by					
Date	22/10/2024				

LOAD PERFORMANCE CURVE

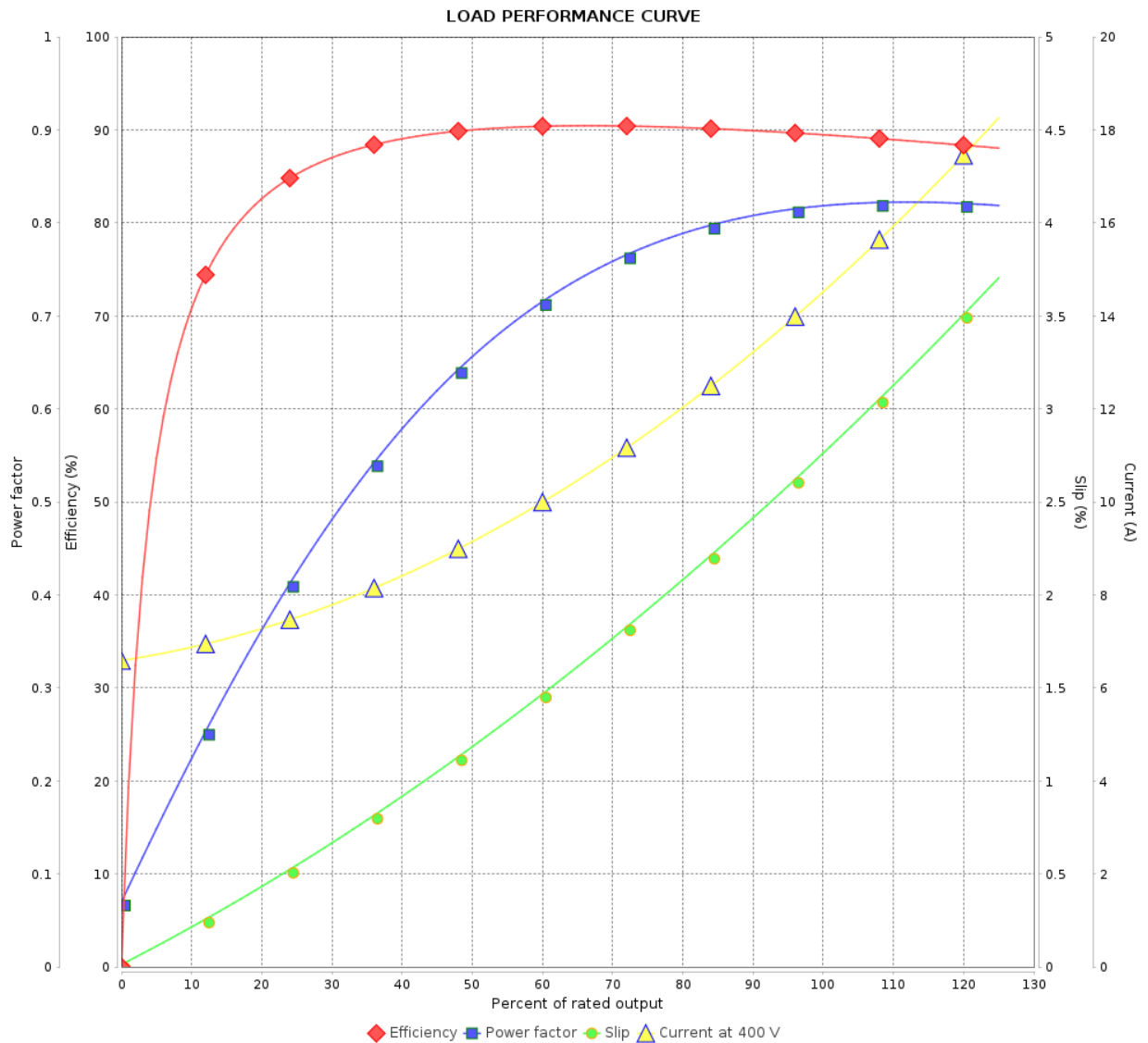
Three Phase Induction Motor - Squirrel Cage



Customer :

Product line : W22 IEEE 841 NEMA Premium
Efficiency Three-Phase

Product code : 11514036



Performance : 400 V 50 Hz 6P IE3

Rated current : 14.8 A
LRC : 5.4
Rated torque : 7.47 kgfm
Locked rotor torque : 190 %
Breakdown torque : 229 %
Rated speed : 970 rpm

Moment of inertia (J) : 0.1867 kgm²
Duty cycle : Cont.(S1)
Insulation class : F
Service factor : 1.15
Temperature rise : 105 K
Design : B

Rev.	Changes Summary		Performed	Checked	Date
Performed by				Page 5 / 6	Revision
Checked by					
Date	22/10/2024				

LOAD PERFORMANCE CURVE

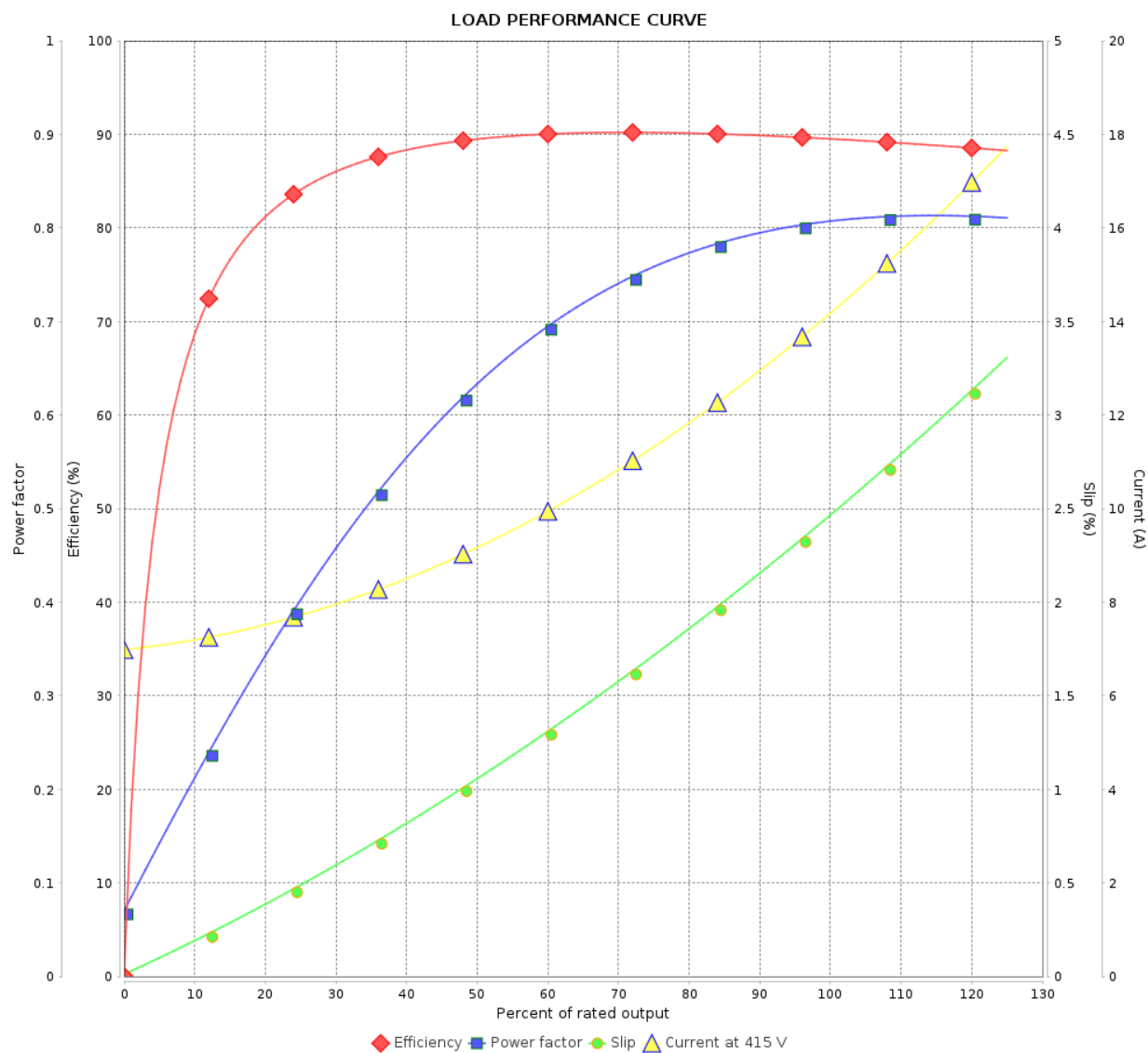
Three Phase Induction Motor - Squirrel Cage



Customer :

Product line : W22 IEEE 841 NEMA Premium
Efficiency Three-Phase

Product code : 11514036



Performance : 415 V 50 Hz 6P IE3

Rated current : 14.4 A
LRC : 5.8
Rated torque : 7.44 kgfm
Locked rotor torque : 210 %
Breakdown torque : 250 %
Rated speed : 975 rpm

Moment of inertia (J) : 0.1867 kgm²
Duty cycle : Cont.(S1)
Insulation class : F
Service factor : 1.15
Temperature rise : 80 K
Design : B

Rev.	Changes Summary		Performed	Checked	Date
Performed by				Page	Revision
Checked by				6 / 6	
Date					