

# DATA SHEET

## Three Phase Induction Motor - Squirrel Cage



Customer :					
Product line		: W22 NEMA Premium Efficiency Three-Phase	Product code :	11166723	
Frame	: 586/7T	Cooling method	: IC411 - TEFC		
Insulation class	: F	Mounting	: F-1		
Duty cycle	: Cont.(S1)	Rotation <sup>1</sup>	: Both (CW and CCW)		
Ambient temperature	: -20°C to +40°C	Starting method	: Direct On Line		
Altitude	: 1000 m.a.s.l.	Approx. weight <sup>3</sup>	: 1664 kg		
Protection degree	: IP55	Moment of inertia (J)	: 7.55 kgm <sup>2</sup>		
Design	: B				
Output [HP]	400	350	350	350	
Poles	4	4	4	4	
Frequency [Hz]	60	50	50	50	
Rated voltage [V]	230/460	380	400	415	
Rated current [A]	920/460	478	460	449	
L. R. Amperes [A]	5704/2852	2677	2852	3098	
LRC [A]	6.2x(Code G)	5.6x(Code F)	6.2x(Code G)	6.9x(Code H)	
No load current [A]	284/142	140	153	165	
Rated speed [RPM]	1790	1488	1490	1491	
Slip [%]	0.56	0.80	0.67	0.60	
Rated torque [kgfm]	162	171	170	170	
Locked rotor torque [%]	200	190	200	220	
Breakdown torque [%]	229	210	229	250	
Service factor	1.15	1.00	1.00	1.00	
Temperature rise	80 K	105 K	80 K	80 K	
Locked rotor time	34s (cold) 19s (hot)	21s (cold) 12s (hot)	21s (cold) 12s (hot)	21s (cold) 12s (hot)	
Noise level <sup>2</sup>	81.0 dB(A)	76.0 dB(A)	76.0 dB(A)	76.0 dB(A)	
Efficiency (%)	25%				
	50%	95.8	95.8	95.8	
	75%	96.2	96.0	96.0	
	100%	96.2	96.0	96.0	
Power Factor	25%				
	50%	0.76	0.78	0.75	
	75%	0.83	0.84	0.82	
	100%	0.85	0.86	0.85	
Losses at normative operating points (speed;torque), in percentage of rated output power					
Losses (%)	P1 (0,9;1,0)	4.4	4.4	4.4	4.4
	P2 (0,5;1,0)	3.2	3.2	3.2	3.2
	P3 (0,25;1,0)	2.6	2.6	2.6	2.6
	P4 (0,9;0,5)	2.7	2.7	2.7	2.7
	P5 (0,5;0,5)	1.7	1.7	1.7	1.7
	P6 (0,5;0,25)	1.3	1.3	1.3	1.3
	P7 (0,25;0,25)	0.7	0.7	0.7	0.7
Bearing type	: Drive end : NU-322 C3 Non drive end : 6319 C3	Foundation loads			
Sealing	: Taconite Labyrinth	Max. traction : 2083 kgf Max. compression : 3748 kgf			
Lubrication interval	: 4000 h 8000 h				
Lubricant amount	: 60 g 45 g				
Lubricant type	: Mobil Polyrex EM				
This revision replaces and cancel the previous one, which must be eliminated. (1) Looking the motor from the shaft end. (2) Measured at 1m and with tolerance of +3dB(A).		These are average values based on tests with sinusoidal power supply, subject to the tolerances stipulated in NEMA MG-1.			
Rev.	Changes Summary	Performed	Checked	Date	
Performed by					
Checked by			Page	Revision	
Date	21/10/2024		1 / 7		

# DATA SHEET

## Three Phase Induction Motor - Squirrel Cage



Customer : \_\_\_\_\_

Notes  
USABLE @208V 1006A SF 1.00 SFA 1006A

Rev.	Changes Summary	Performed	Checked	Date
Performed by				
Checked by			Page	Revision
Date	21/10/2024		2 / 7	

# DATA SHEET

## Three Phase Induction Motor - Squirrel Cage



Customer : \_\_\_\_\_

### Space heater information

Voltage: 200 - 240 V

Rev.	Changes Summary	Performed	Checked	Date
Performed by		Page 3 / 7		Revision
Checked by				
Date	21/10/2024			

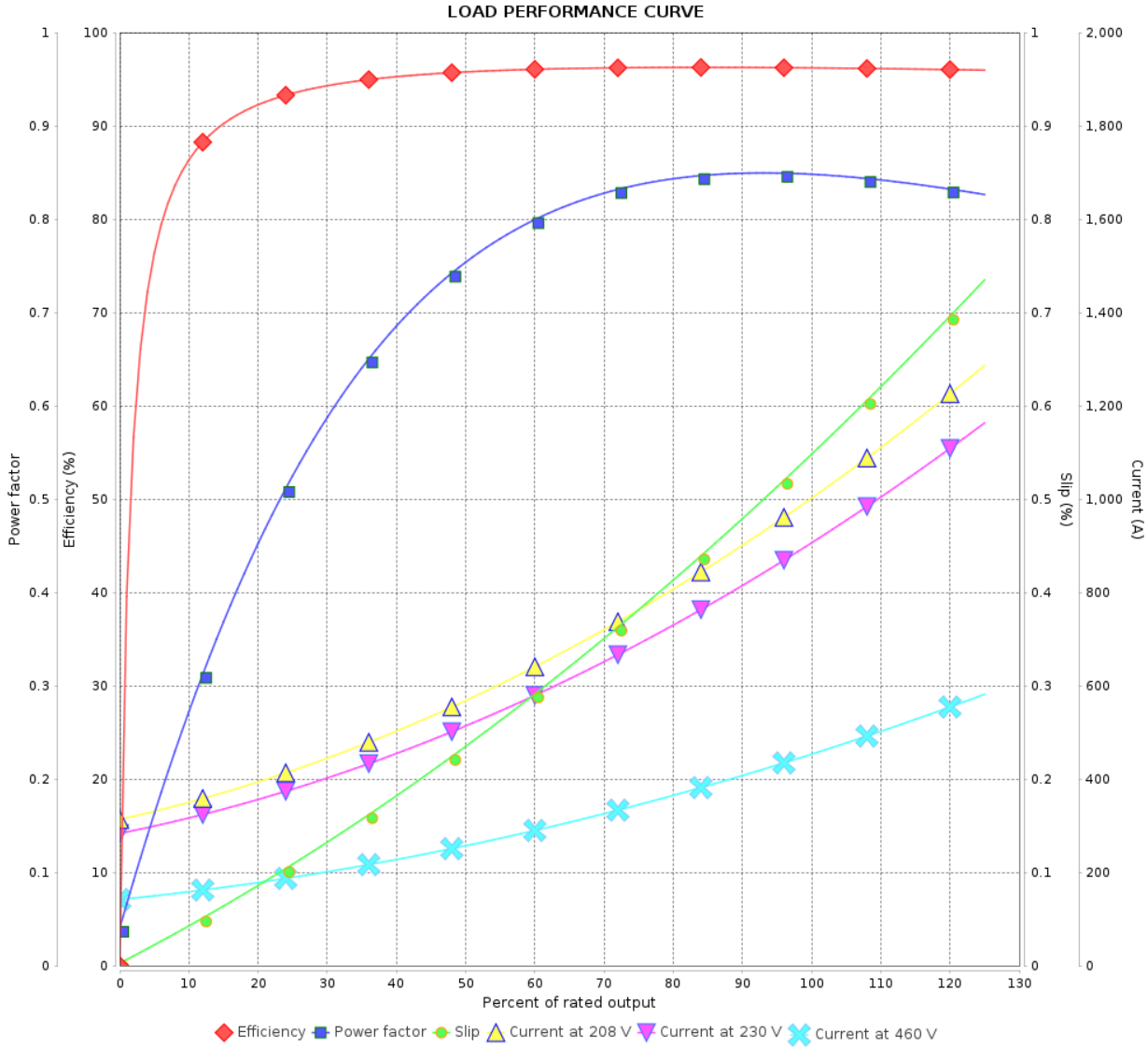
# LOAD PERFORMANCE CURVE

Three Phase Induction Motor - Squirrel Cage



Customer :

Product line : W22 NEMA Premium Efficiency Three-Phase      Product code : 11166723



Performance : 230/460 V 60 Hz 4P

Rated current : 920/460 A  
 LRC : 6.2  
 Rated torque : 162 kgfm  
 Locked rotor torque : 200 %  
 Breakdown torque : 229 %  
 Rated speed : 1790 rpm

Moment of inertia (J) : 7.55 kgm<sup>2</sup>  
 Duty cycle : Cont.(S1)  
 Insulation class : F  
 Service factor : 1.15  
 Temperature rise : 80 K  
 Design : B

Rev.	Changes Summary	Performed	Checked	Date
Performed by			Page 4 / 7	Revision
Checked by				
Date	21/10/2024			

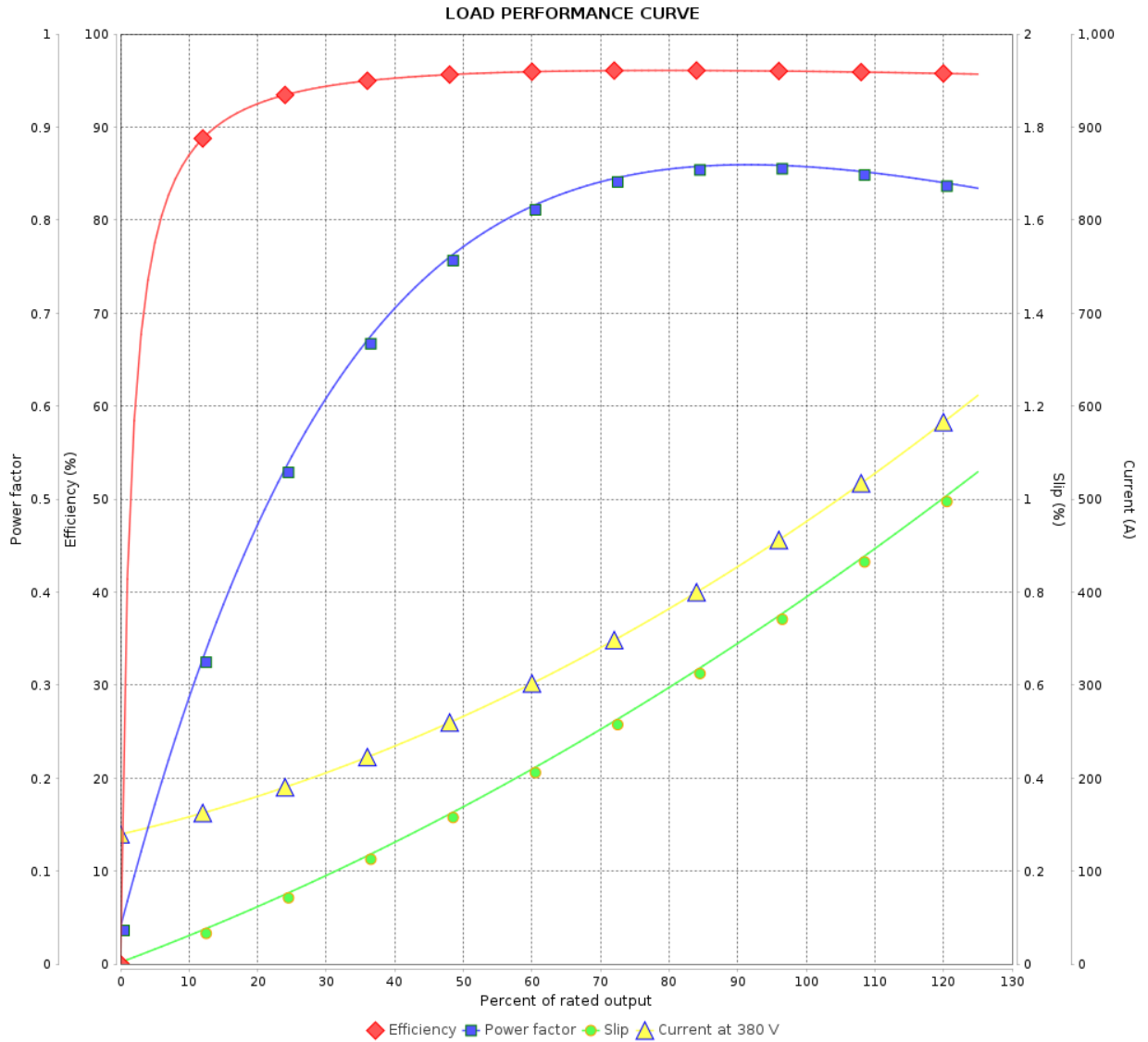
# LOAD PERFORMANCE CURVE

## Three Phase Induction Motor - Squirrel Cage



Customer :

Product line : W22 NEMA Premium Efficiency Three-Phase      Product code : 11166723



Performance : 380 V 50 Hz 4P IE3

Rated current : 478 A  
 LRC : 5.6  
 Rated torque : 171 kgfm  
 Locked rotor torque : 190 %  
 Breakdown torque : 210 %  
 Rated speed : 1488 rpm

Moment of inertia (J) : 7.55 kgm<sup>2</sup>  
 Duty cycle : Cont.(S1)  
 Insulation class : F  
 Service factor : 1.00  
 Temperature rise : 105 K  
 Design : B

Rev.	Changes Summary	Performed	Checked	Date
Performed by			Page	Revision
Checked by				
Date				

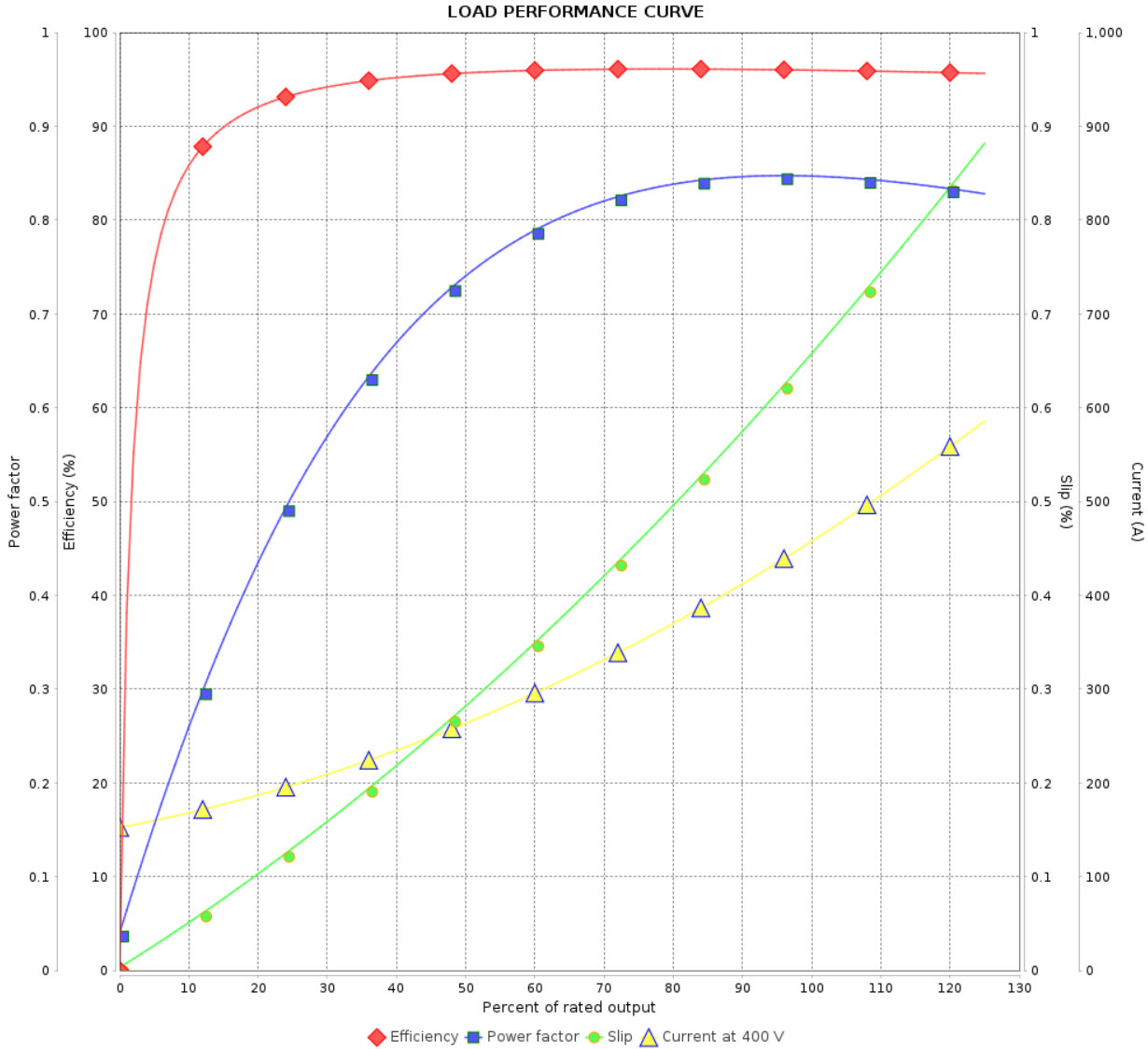
# LOAD PERFORMANCE CURVE

Three Phase Induction Motor - Squirrel Cage



Customer : \_\_\_\_\_

Product line : W22 NEMA Premium Efficiency Three-Phase      Product code : 11166723



Performance : 400 V 50 Hz 4P IE3

Rated current	: 460 A	Moment of inertia (J)	: 7.55 kgm <sup>2</sup>
LRC	: 6.2	Duty cycle	: Cont.(S1)
Rated torque	: 170 kgfm	Insulation class	: F
Locked rotor torque	: 200 %	Service factor	: 1.00
Breakdown torque	: 229 %	Temperature rise	: 80 K
Rated speed	: 1490 rpm	Design	: B

Rev.	Changes Summary	Performed	Checked	Date
Performed by			Page 6 / 7	Revision
Checked by				
Date	21/10/2024			

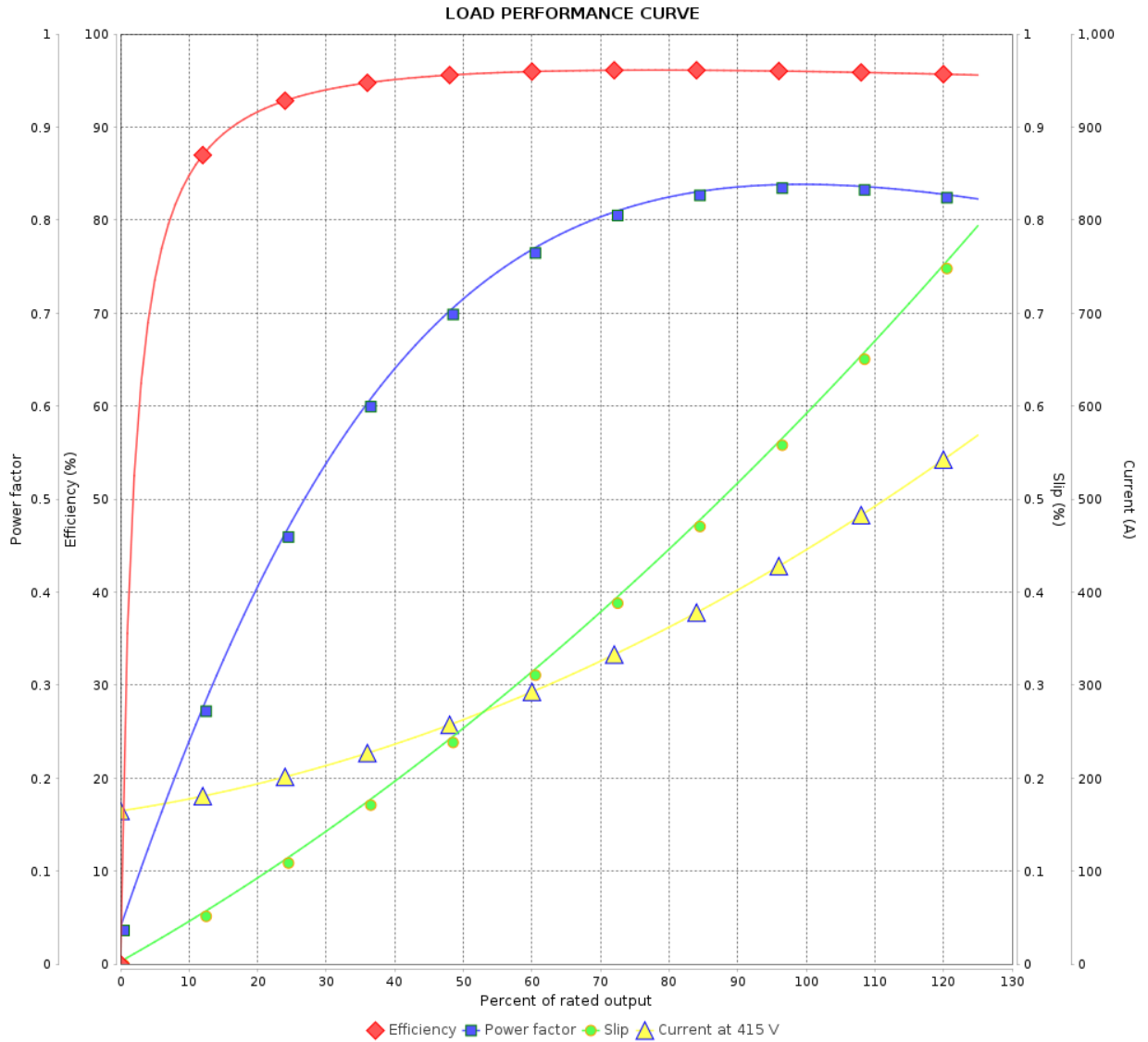
# LOAD PERFORMANCE CURVE

## Three Phase Induction Motor - Squirrel Cage



Customer :

Product line : W22 NEMA Premium Efficiency Three-Phase      Product code : 11166723



Performance : 415 V 50 Hz 4P IE3

Rated current	: 449 A	Moment of inertia (J)	: 7.55 kgm <sup>2</sup>
LRC	: 6.9	Duty cycle	: Cont.(S1)
Rated torque	: 170 kgfm	Insulation class	: F
Locked rotor torque	: 220 %	Service factor	: 1.00
Breakdown torque	: 250 %	Temperature rise	: 80 K
Rated speed	: 1491 rpm	Design	: B

Rev.	Changes Summary	Performed	Checked	Date
Performed by			Page 7 / 7	Revision
Checked by				
Date	21/10/2024			