

# DATA SHEET

## Three Phase Induction Motor - Squirrel Cage



Customer :	
Product line	: Jet Pump - J type Three-Phase
Product code	: 13721660
Frame	: W56J
Insulation class	: F
Duty cycle	: Cont.(S1)
Ambient temperature	: -20°C to +40°C
Altitude	: 1000 m.a.s.l.
Protection degree	: IP55
Cooling method	: IC411 - TEFC
Mounting	: W-6
Rotation <sup>1</sup>	: CCW
Starting method	: Direct On Line
Approx. weight <sup>3</sup>	: 6.8 kg
Moment of inertia (J)	: 0.0006 kgm <sup>2</sup>
Output [HP]	0.25
Poles	2
Frequency [Hz]	60
Rated voltage [V]	208-230/460
Rated current [A]	1.01-0.912/0.456
L. R. Amperes [A]	7.47-6.75/3.37
LRC [A]	7.4x(Code M)
No load current [A]	0.497-0.576/0.288
Rated speed [RPM]	3460
Slip [%]	3.89
Rated torque [kgfm]	0.052
Locked rotor torque [%]	350
Breakdown torque [%]	400
Service factor	
Temperature rise	80 K
Locked rotor time	54s (cold) 30s (hot)
Noise level <sup>2</sup>	65.0 dB(A)
Efficiency (%)	25%
	50%
	75%
	100%
Power Factor	25%
	50%
	75%
	100%
Bearing type	: <u>Drive end</u> 6203 2RS <u>Non drive end</u> 6202 2RS
Sealing	: V'Ring V'Ring
Lubrication interval	: - -
Lubricant amount	: - -
Lubricant type	: Mobil Polyrex EM
Foundation loads	Max. traction : 4 kgf Max. compression : 10 kgf
Notes USABLE @208V SF 1.00	
This revision replaces and cancel the previous one, which must be eliminated. (1) Looking the motor from the shaft end. (2) Measured at 1m and with tolerance of +3dB(A). (3) Approximate weight subject to changes after manufacturing process. (4) At 100% of full load.	
These are average values based on tests with sinusoidal power supply, subject to the tolerances stipulated in NEMA MG-1.	
Rev.	Changes Summary
Performed by	Performed
Checked by	Checked
Date	Date
16/05/2022	
Page	Revision
1 / 4	

# LOAD PERFORMANCE CURVE

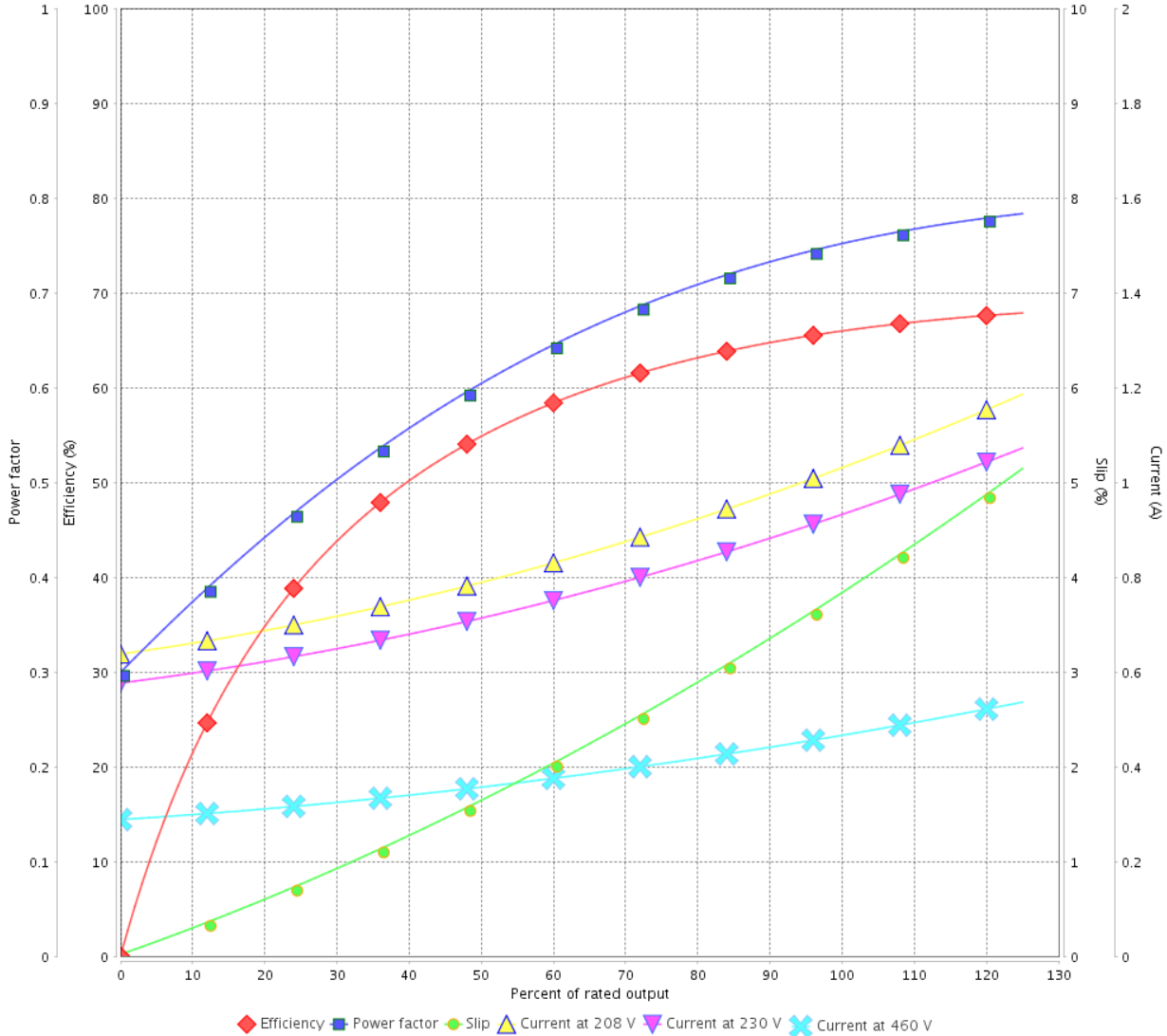
Three Phase Induction Motor - Squirrel Cage



Customer :

Product line : Jet Pump - J type Three-Phase Product code : 13721660

LOAD PERFORMANCE CURVE



Performance : 208-230/460 V 60 Hz 2P

Rated current : 1.01-0.912/0.456 A  
 LRC : 7.4  
 Rated torque : 0.052 kgfm  
 Locked rotor torque : 350 %  
 Breakdown torque : 400 %  
 Rated speed : 3460 rpm

Moment of inertia (J) : 0.0006 kgm<sup>2</sup>  
 Duty cycle : Cont.(S1)  
 Insulation class : F  
 Service factor :  
 Temperature rise : 80 K

Rev.	Changes Summary	Performed	Checked	Date
Performed by			Page	Revision
Checked by				
Date				

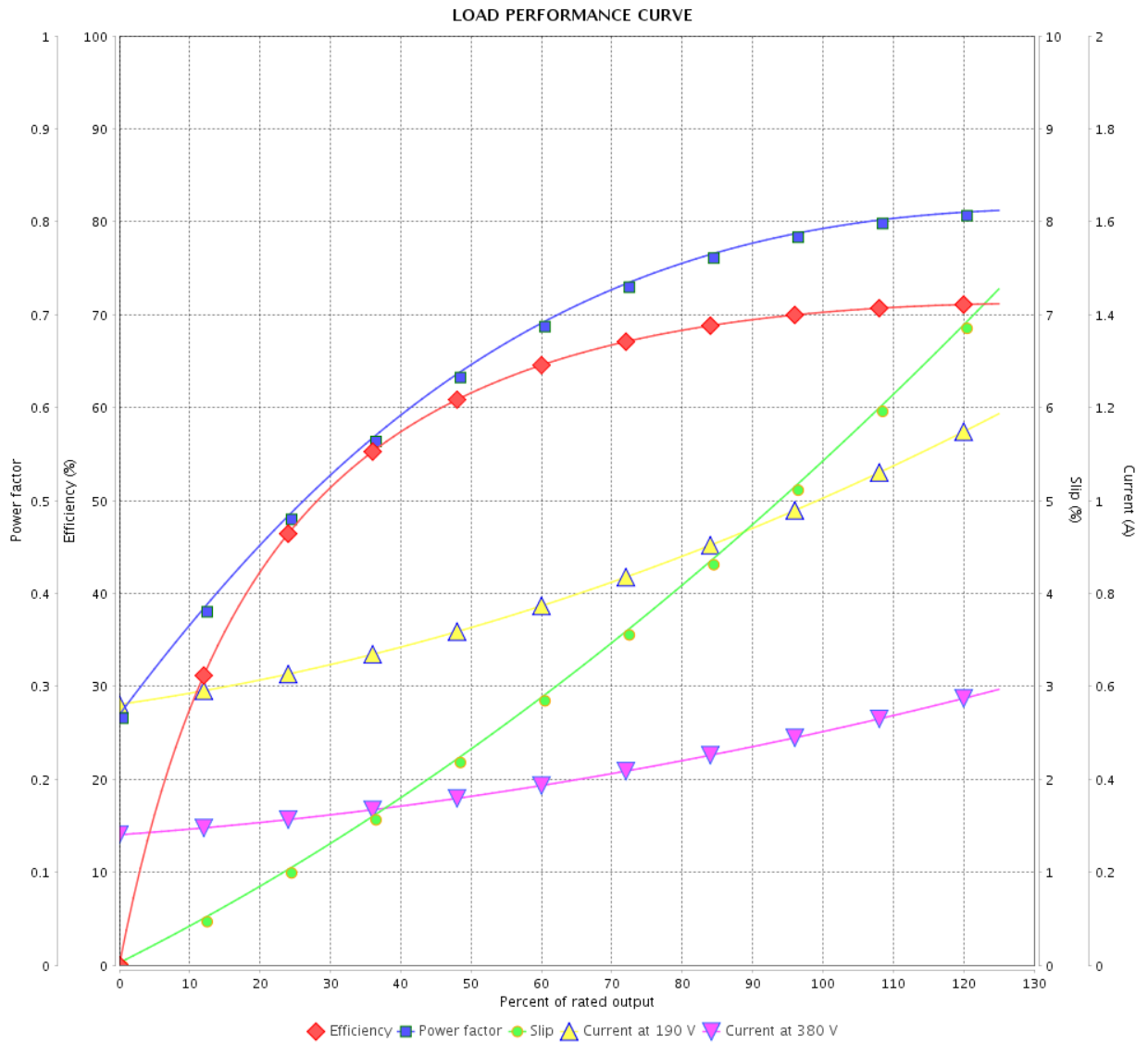
# LOAD PERFORMANCE CURVE

Three Phase Induction Motor - Squirrel Cage



Customer :

Product line : Jet Pump - J type Three-Phase Product code : 13721660



Performance : 190/380 V 50 Hz 2P

Rated current : 0.986/0.493 A  
 LRC : 6.0  
 Rated torque : 0.064 kgfm  
 Locked rotor torque : 270 %  
 Breakdown torque : 300 %  
 Rated speed : 2835 rpm

Moment of inertia (J) : 0.0006 kgm<sup>2</sup>  
 Duty cycle : Cont.(S1)  
 Insulation class : F  
 Service factor : 1.15  
 Temperature rise : 80 K

Rev.	Changes Summary	Performed	Checked	Date
Performed by			Page 3 / 4	Revision
Checked by				
Date	16/05/2022			

# LOAD PERFORMANCE CURVE

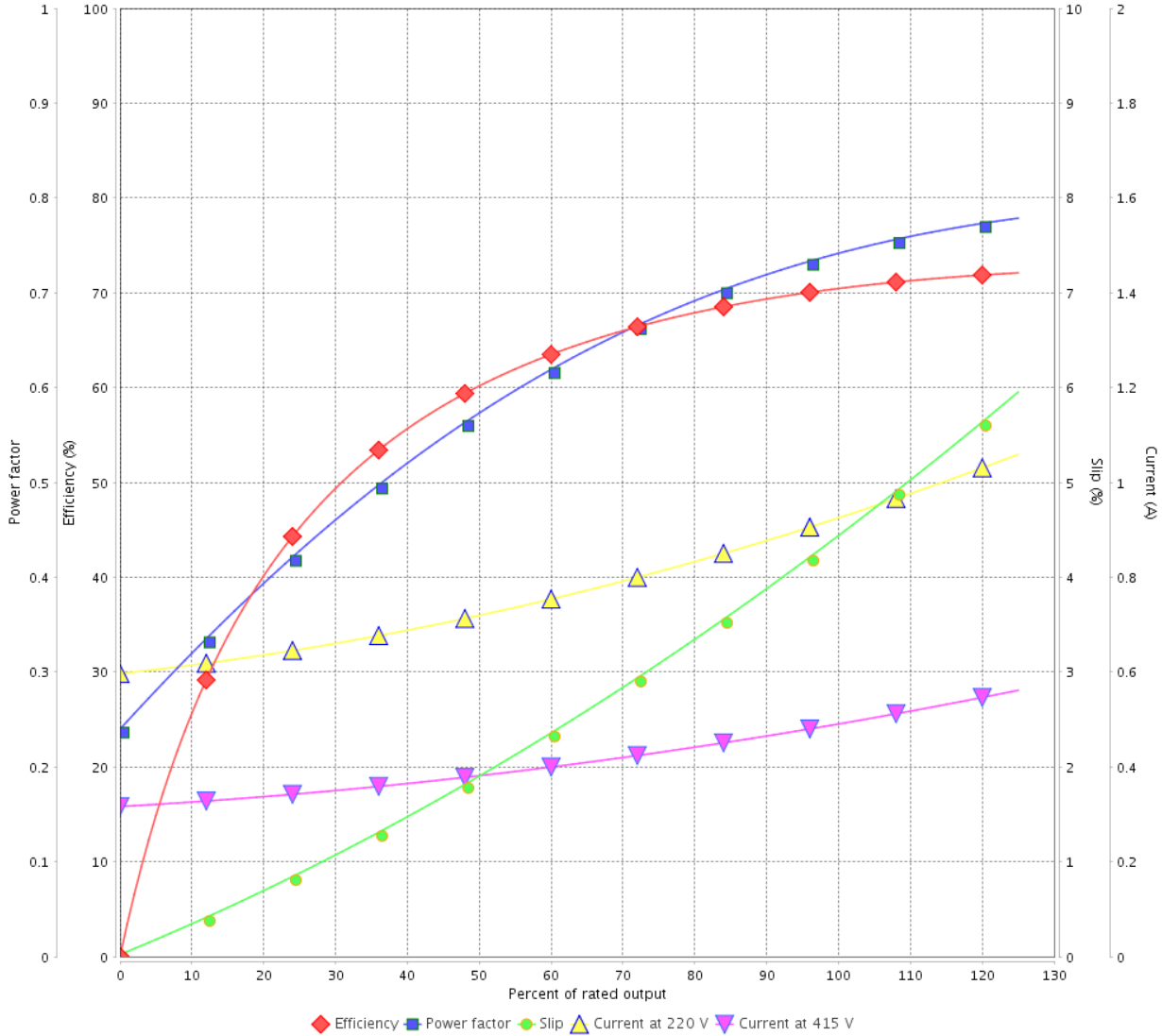
Three Phase Induction Motor - Squirrel Cage



Customer :

Product line : Jet Pump - J type Three-Phase      Product code : 13721660

LOAD PERFORMANCE CURVE



Performance : 220/415 V 50 Hz 2P

Rated current : 0.907/0.481 A  
 LRC : 6.8  
 Rated torque : 0.063 kgfm  
 Locked rotor torque : 330 %  
 Breakdown torque : 370 %  
 Rated speed : 2865 rpm

Moment of inertia (J) : 0.0006 kgm<sup>2</sup>  
 Duty cycle : Cont.(S1)  
 Insulation class : F  
 Service factor : 1.15  
 Temperature rise : 80 K

Rev.	Changes Summary	Performed	Checked	Date
Performed by			Page 4 / 4	Revision
Checked by				
Date	16/05/2022			