

DATA SHEET



Three Phase Induction Motor - Squirrel Cage

Customer :

Product line : W22 NEMA Premium Efficiency Three-Phase Product code : 11441355

Frame	: 182/4TC	Cooling method	: IC411 - TEFC
Insulation class	: F	Mounting	: F-1
Duty cycle	: Cont.(S1)	Rotation ¹	: Both (CW and CCW)
Ambient temperature	: -20°C to +40°C	Starting method	: Direct On Line
Altitude	: 1000 m.a.s.l.	Approx. weight ³	: 43.9 kg
Protection degree	: IP55	Moment of inertia (J)	: 0.0169 kgm ²
Design	: B		

Output [HP]	5	4	4	4	5	5	5
Poles	4	4	4	4	4	4	4
Frequency [Hz]	60	50	50	50	50	50	50
Rated voltage [V]	230/460	380	400	415	380	400	415
Rated current [A]	13.0/6.49	6.42	6.21	6.23	7.74	7.44	7.35
L. R. Amperes [A]	97.4/48.7	44.9	47.8	51.1	44.9	47.6	50.7
LRC [A]	7.5x(Code J)	7.0x(Code J)	7.7x(Code K)	8.2x(Code L)	5.8x(Code G)	6.4x(Code H)	6.9x(Code J)
No load current [A]	6.00/3.00	3.00	3.40	3.70	3.00	3.40	3.70
Rated speed [RPM]	1750	1450	1455	1460	1430	1440	1445
Slip [%]	2.78	3.33	3.00	2.67	4.67	4.00	3.67
Rated torque [kgfm]	2.07	2.00	2.00	1.99	2.54	2.52	2.51
Locked rotor torque [%]	229	229	260	290	185	210	229
Breakdown torque [%]	300	300	320	350	225	250	270
Service factor	1.25	1.15	1.15	1.15	1.15	1.15	1.15
Temperature rise	80 K	80 K	80 K	80 K	80 K	80 K	80 K
Locked rotor time	27s (cold) 15s (hot)	21s (cold) 12s (hot)	21s (cold) 12s (hot)	21s (cold) 12s (hot)	21s (cold) 12s (hot)	21s (cold) 12s (hot)	21s (cold) 12s (hot)
Noise level ²	56.0 dB(A)	56.0 dB(A)	56.0 dB(A)	56.0 dB(A)	56.0 dB(A)	56.0 dB(A)	56.0 dB(A)
Efficiency (%)	25%	0.000			0.000		
	50%	88.5	87.5	86.7	86.5	88.5	87.5
	75%	89.5	88.2	88.2	88.2	87.5	88.5
	100%	89.5	87.7	88.2	88.2	86.5	87.5
Power Factor	25%	0.00			0.00		
	50%	0.60	0.61	0.57	0.53	0.69	0.65
	75%	0.72	0.75	0.71	0.67	0.80	0.77
	100%	0.80	0.81	0.79	0.76	0.84	0.82

Losses at normative operating points (speed;torque), in percentage of rated output power

Losses (%)	P1 (0,9;1,0)	11.1	13.3	12.6	12.6	14.8	13.5	13.5
	P2 (0,5;1,0)	9.3	11.2	10.7	10.7	12.4	11.4	11.4
	P3 (0,25;1,0)	9.4	11.3	10.8	10.8	12.5	11.5	11.5
	P4 (0,9;0,5)	5.6	6.6	6.3	6.3	7.4	6.8	6.8
	P5 (0,5;0,5)	3.9	4.6	4.4	4.4	5.1	4.7	4.7
	P6 (0,5;0,25)	2.7	3.2	3.0	3.0	3.6	3.3	3.3
	P7 (0,25;0,25)	1.9	2.3	2.2	2.2	2.6	2.3	2.3

Bearing type	: Drive end	6207 ZZ	Non drive end	6206 ZZ	Foundation loads	Max. traction	: 120 kgf
	: Sealing	V'Ring	: V'Ring	Max. compression		: 164 kgf	
	: Lubrication interval	-	: -				
	: Lubricant amount	-	: -				
	: Lubricant type		: 00088				

This revision replaces and cancel the previous one, which must be eliminated.

(1) Looking the motor from the shaft end.

These are average values based on tests with sinusoidal power supply, subject to the tolerances stipulated in NEMA MG-1.

Rev.	Changes Summary	Performed	Checked	Date
Performed by				
Checked by			Page	Revision
Date	06/05/2026		1 / 9	

DATA SHEET

Three Phase Induction Motor - Squirrel Cage



Customer : _____

Notes
USABLE @208V 14.3A SF 1.15 SFA 16.4A

Rev.	Changes Summary	Performed	Checked	Date
Performed by				
Checked by			Page	Revision
Date	06/05/2026		2 / 9	

LOAD PERFORMANCE CURVE

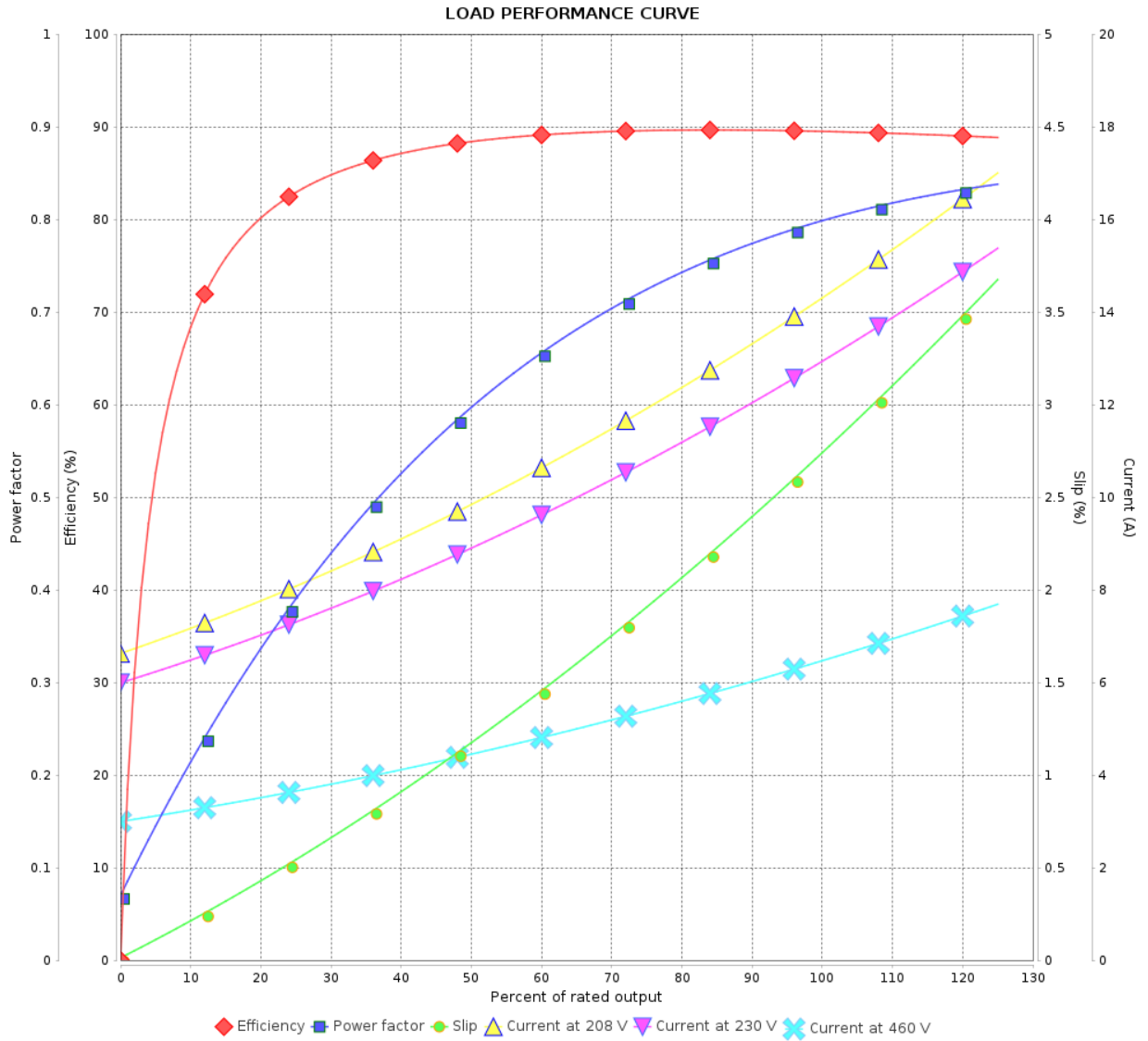
Three Phase Induction Motor - Squirrel Cage



Customer :

Product line : W22 NEMA Premium Efficiency Three-Phase

Product code : 11441355



Rev.	Changes Summary	Performed	Checked	Date
Performed by			Page 3 / 9	Revision
Checked by				
Date				

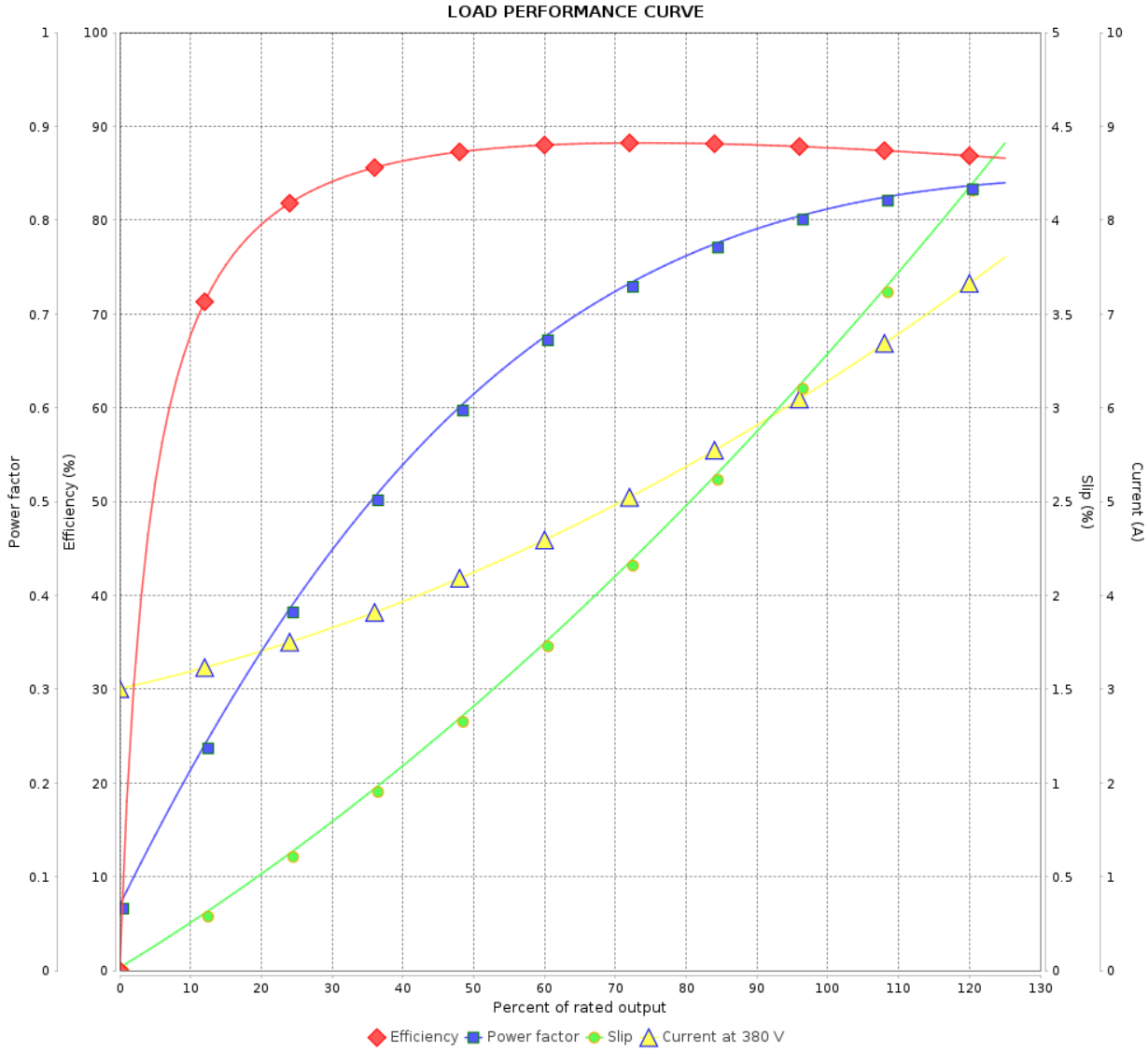
LOAD PERFORMANCE CURVE

Three Phase Induction Motor - Squirrel Cage



Customer : _____

Product line : W22 NEMA Premium Efficiency Three-Phase Product code : 11441355



Rev.	Changes Summary	Performed	Checked	Date
Performed by		Page 4 / 9		Revision
Checked by				
Date				

LOAD PERFORMANCE CURVE

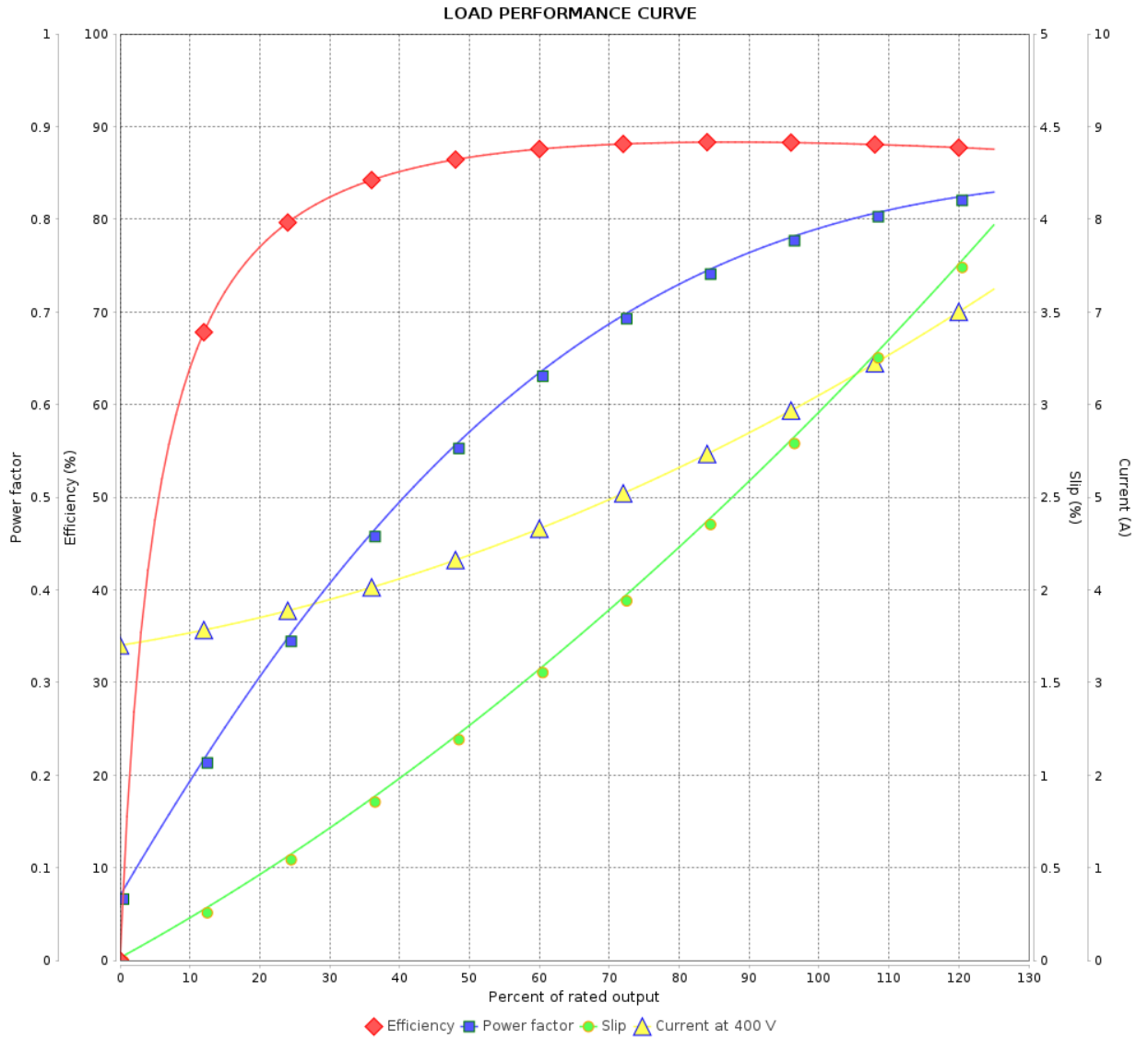
Three Phase Induction Motor - Squirrel Cage



Customer :

Product line : W22 NEMA Premium Efficiency Three-Phase

Product code : 11441355



Rev.	Changes Summary	Performed	Checked	Date
Performed by			Page 5 / 9	Revision
Checked by				
Date	06/05/2026			

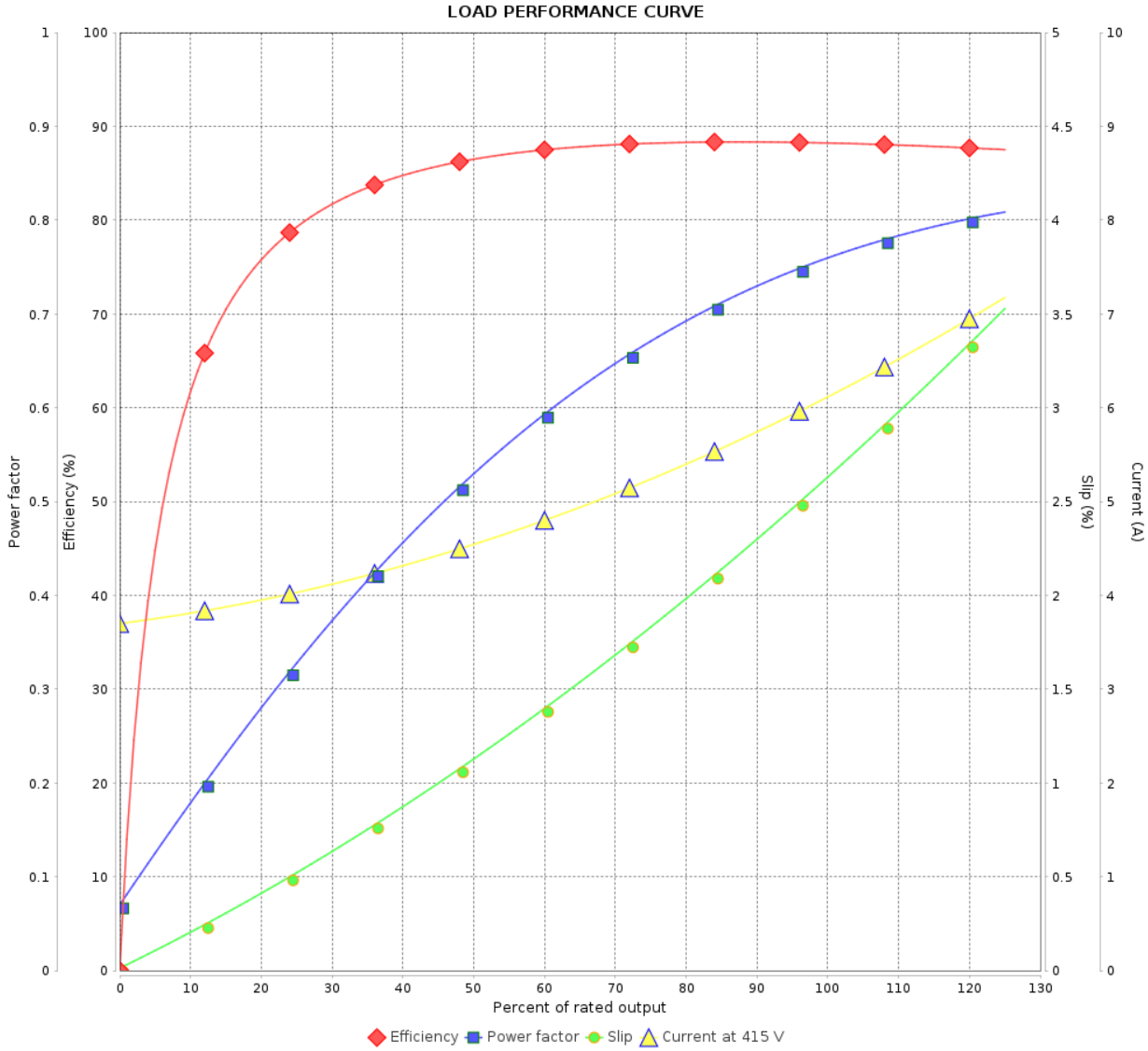
LOAD PERFORMANCE CURVE

Three Phase Induction Motor - Squirrel Cage



Customer :

Product line : W22 NEMA Premium Efficiency Three-Phase Product code : 11441355



Rev.	Changes Summary	Performed	Checked	Date
Performed by			Page 6 / 9	Revision
Checked by				
Date	06/05/2026			

LOAD PERFORMANCE CURVE

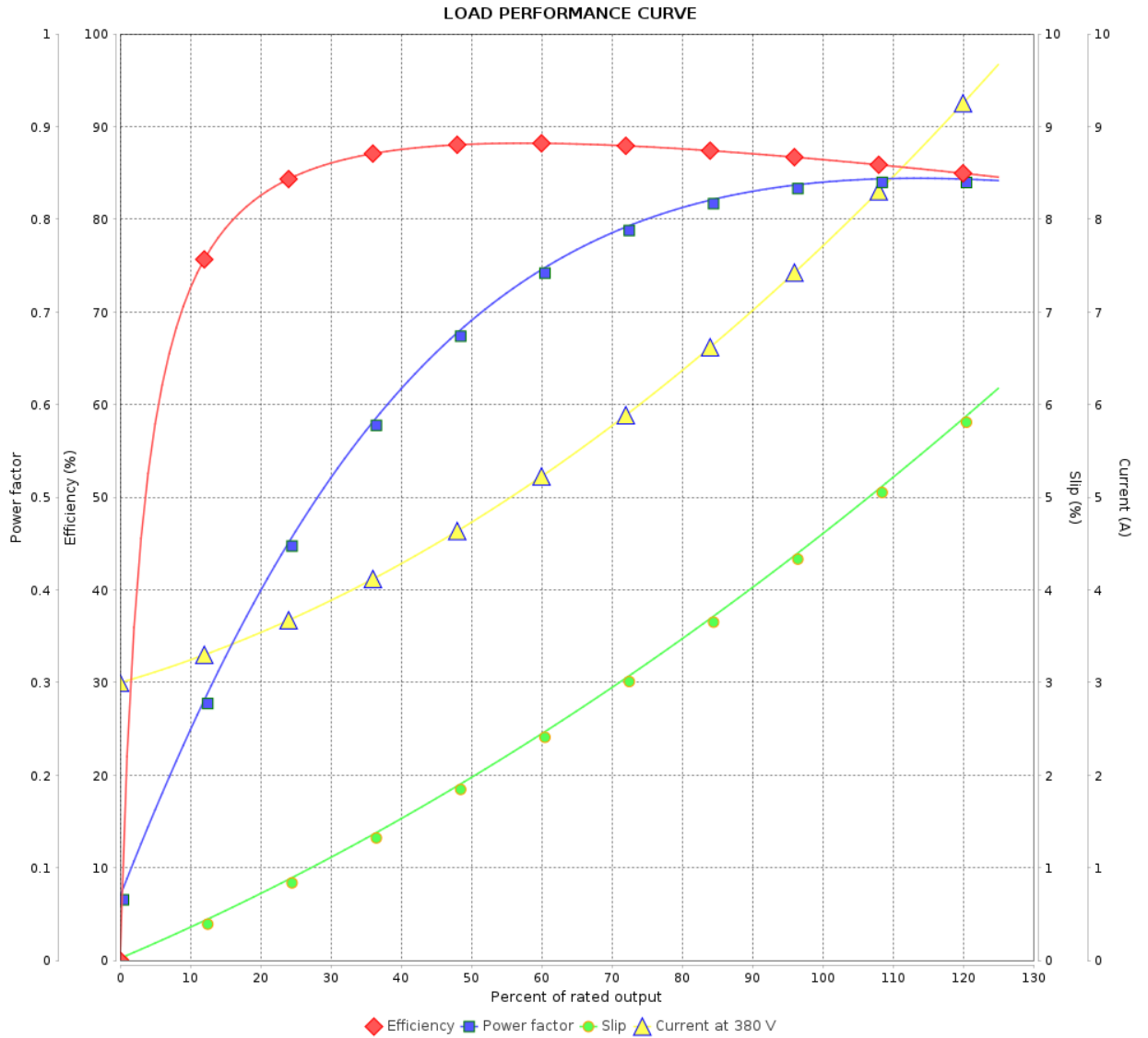
Three Phase Induction Motor - Squirrel Cage



Customer :

Product line : W22 NEMA Premium Efficiency
Three-Phase

Product code : 11441355



Rev.	Changes Summary	Performed	Checked	Date
Performed by			Page 7 / 9	Revision
Checked by				
Date				

LOAD PERFORMANCE CURVE

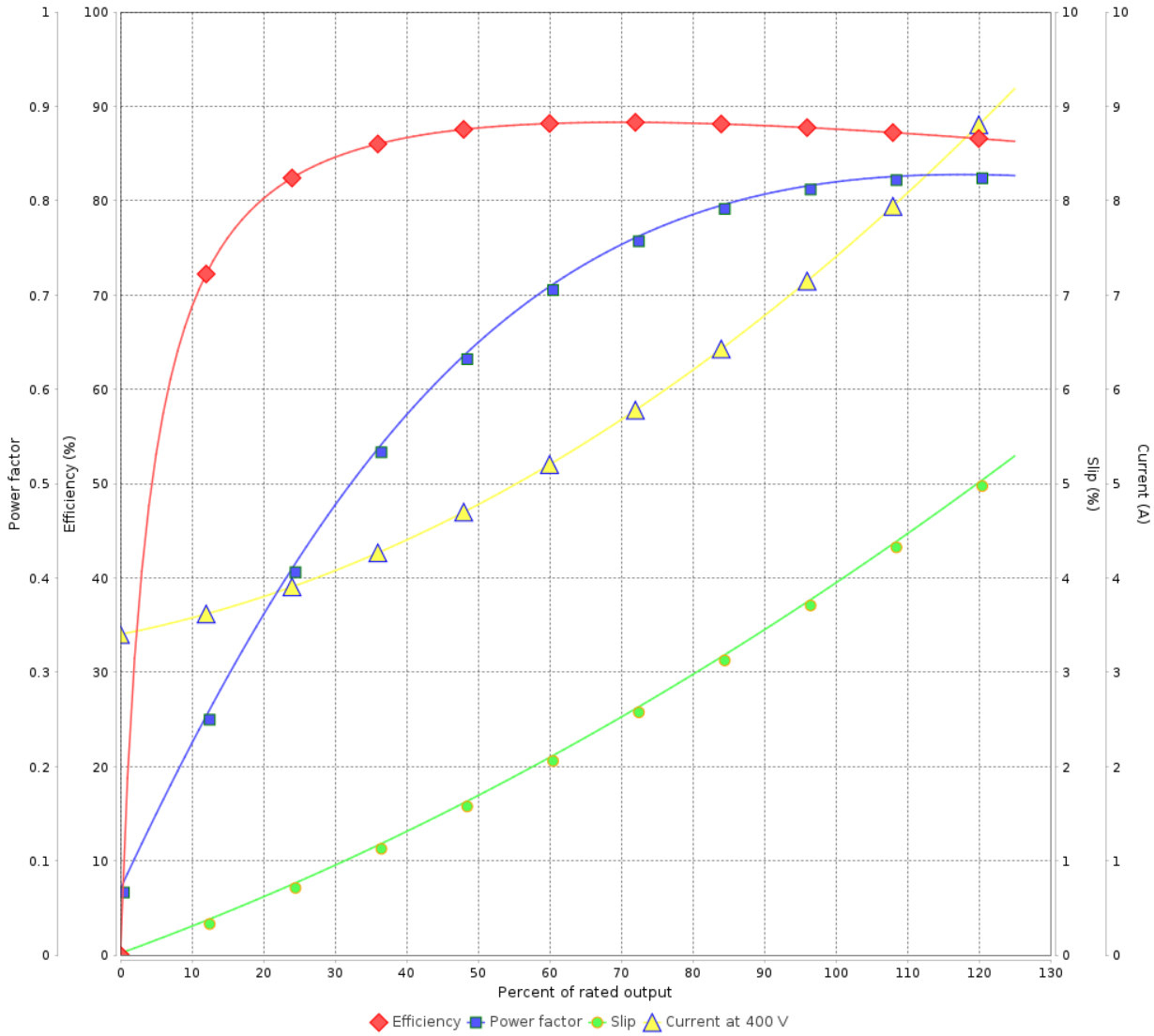
Three Phase Induction Motor - Squirrel Cage



Customer :

Product line : W22 NEMA Premium Efficiency Three-Phase Product code : 11441355

LOAD PERFORMANCE CURVE



Rev.	Changes Summary	Performed	Checked	Date
Performed by			Page 8 / 9	Revision
Checked by				
Date				

LOAD PERFORMANCE CURVE

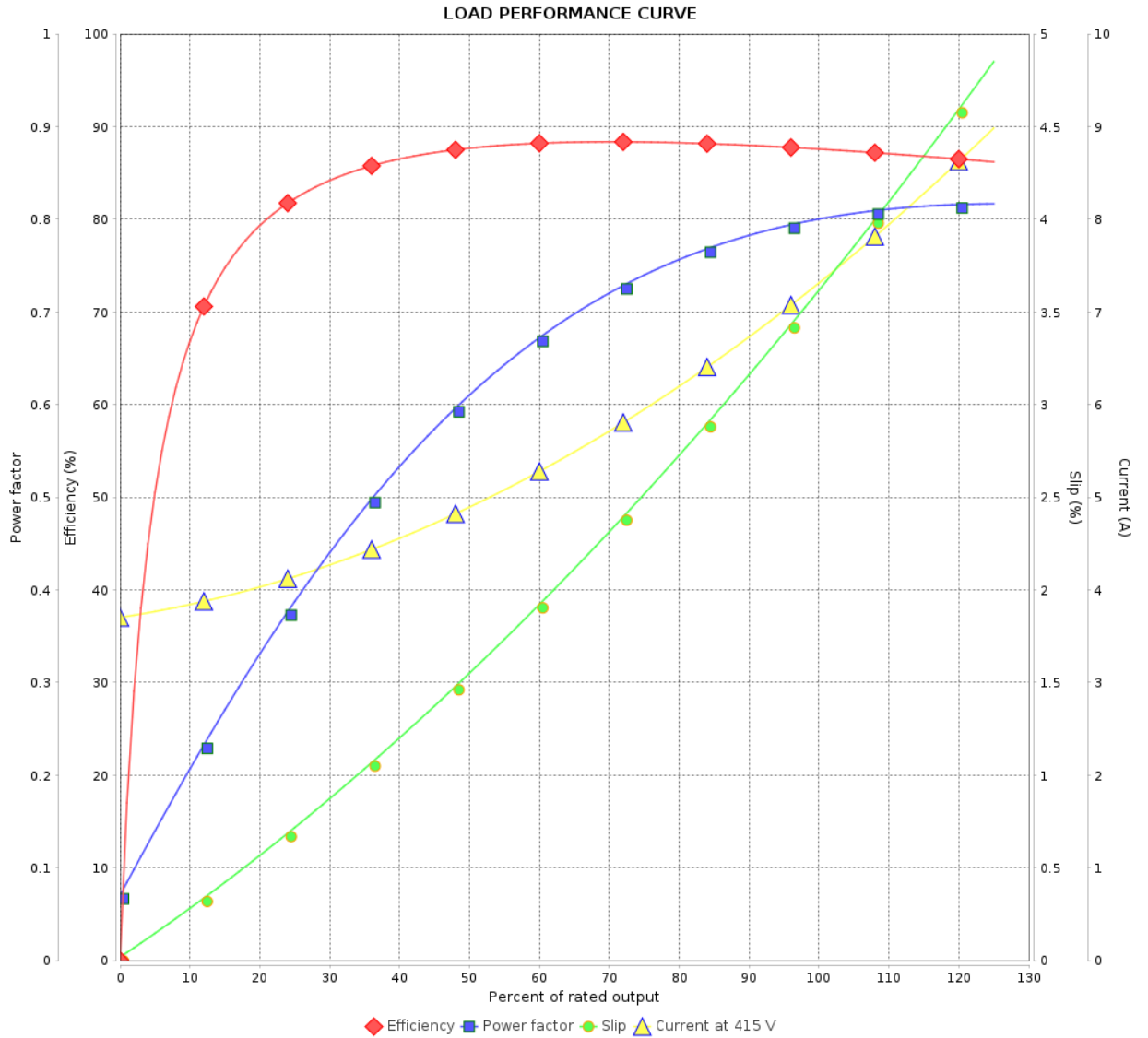
Three Phase Induction Motor - Squirrel Cage



Customer :

Product line : W22 NEMA Premium Efficiency Three-Phase

Product code : 11441355



Rev.	Changes Summary	Performed	Checked	Date
Performed by			Page 9 / 9	Revision
Checked by				
Date	06/05/2026			