

DATA SHEET

Three Phase Induction Motor - Squirrel Cage



Customer : _____

Product line : W22 NEMA Premium Efficiency Three-Phase Product code : 12447060

Frame : 254/6TC	Cooling method : IC411 - TEFC
Insulation class : F	Mounting : F-1
Duty cycle : Cont.(S1)	Rotation ¹ : Both (CW and CCW)
Ambient temperature : -20°C to +40°C	Starting method : Direct On Line
Altitude : 1000 m.a.s.l.	Approx. weight ³ : 119 kg
Protection degree : IP55	Moment of inertia (J) : 0.0530 kgm ²
Design : B	

Output [HP]	15	10	10	10	15	15	15
Poles	2	2	2	2	2	2	2
Frequency [Hz]	60	50	50	50	50	50	50
Rated voltage [V]	230/460	380	400	415	380	400	415
Rated current [A]	34.5/17.2	14.5	14.0	13.7	21.0	19.9	19.3
L. R. Amperes [A]	231/116	109	117	116	107	112	118
LRC [A]	6.7x(Code G)	7.5x(Code J)	8.3x(Code K)	8.5x(Code K)	5.1x(Code E)	5.6x(Code F)	6.1x(Code G)
No load current [A]	10.0/5.00	4.90	5.30	5.50	4.90	5.30	5.50
Rated speed [RPM]	3535	2950	2955	2960	2900	2915	2925
Slip [%]	1.81	1.67	1.50	1.33	3.33	2.83	2.50
Rated torque [kgfm]	3.08	2.46	2.46	2.45	3.75	3.73	3.72
Locked rotor torque [%]	200	200	229	250	160	180	200
Breakdown torque [%]	260	310	350	380	200	229	240
Service factor	1.25	1.25	1.25	1.25	1.00	1.00	1.15
Temperature rise	80 K	80 K	80 K	80 K	105 K	105 K	105 K
Locked rotor time	36s (cold) 20s (hot)	50s (cold) 28s (hot)	45s (cold) 25s (hot)	41s (cold) 23s (hot)	25s (cold) 14s (hot)	27s (cold) 15s (hot)	27s (cold) 15s (hot)
Noise level ²	72.0 dB(A)	67.0 dB(A)	67.0 dB(A)	67.0 dB(A)	67.0 dB(A)	67.0 dB(A)	67.0 dB(A)
Efficiency (%)	25%	0.000					
	50%	89.5	90.3	90.1	89.9	89.5	90.2
	75%	91.0	90.5	90.7	90.8	90.2	90.2
	100%	91.0	90.5	90.7	90.8	88.5	89.5
Power Factor	25%	0.00					
	50%	0.77	0.73	0.69	0.67	0.82	0.80
	75%	0.85	0.83	0.80	0.78	0.88	0.87
	100%	0.88	0.87	0.85	0.84	0.90	0.89

Losses at normative operating points (speed;torque), in percentage of rated output power

Losses (%)	P1 (0,9;1,0)	8.5	9.3	9.3	9.4	7.9	8.5	8.4
	P2 (0,5;1,0)	6.3	6.9	6.9	6.9	5.8	6.3	6.2
	P3 (0,25;1,0)	5.9	6.4	6.4	6.4	5.4	5.8	5.8
	P4 (0,9;0,5)	5.2	5.6	5.6	5.7	4.8	5.1	5.1
	P5 (0,5;0,5)	3.0	3.2	3.2	3.3	2.7	2.9	2.9
	P6 (0,5;0,25)	2.2	2.4	2.4	2.4	2.0	2.2	2.2
	P7 (0,25;0,25)	1.4	1.5	1.5	1.5	1.3	1.4	1.4

Bearing type : Sealing : Lubrication interval : Lubricant amount : Lubricant type :	Drive end	6309 C3	Non drive end	6209 C3	Foundation loads Max. traction : 80 kgf Max. compression : 200 kgf
		V'Ring		V'Ring	
		19000 h		20000 h	
		13 g		9 g	
		Mobil Polyrex EM			

This revision replaces and cancel the previous one, which must be eliminated.

(1) Looking the motor from the shaft end.

These are average values based on tests with sinusoidal power supply, subject to the tolerances stipulated in NEMA MG-1.

Rev.	Changes Summary	Performed	Checked	Date
Performed by			Page 1 / 9	Revision
Checked by				
Date	07/04/2026			

DATA SHEET

Three Phase Induction Motor - Squirrel Cage



Customer : _____

Notes
USABLE @208V 38.0A SF 1.15 SFA 43.7A

Rev.	Changes Summary	Performed	Checked	Date
Performed by				
Checked by			Page	Revision
Date	07/04/2026		2 / 9	

LOAD PERFORMANCE CURVE

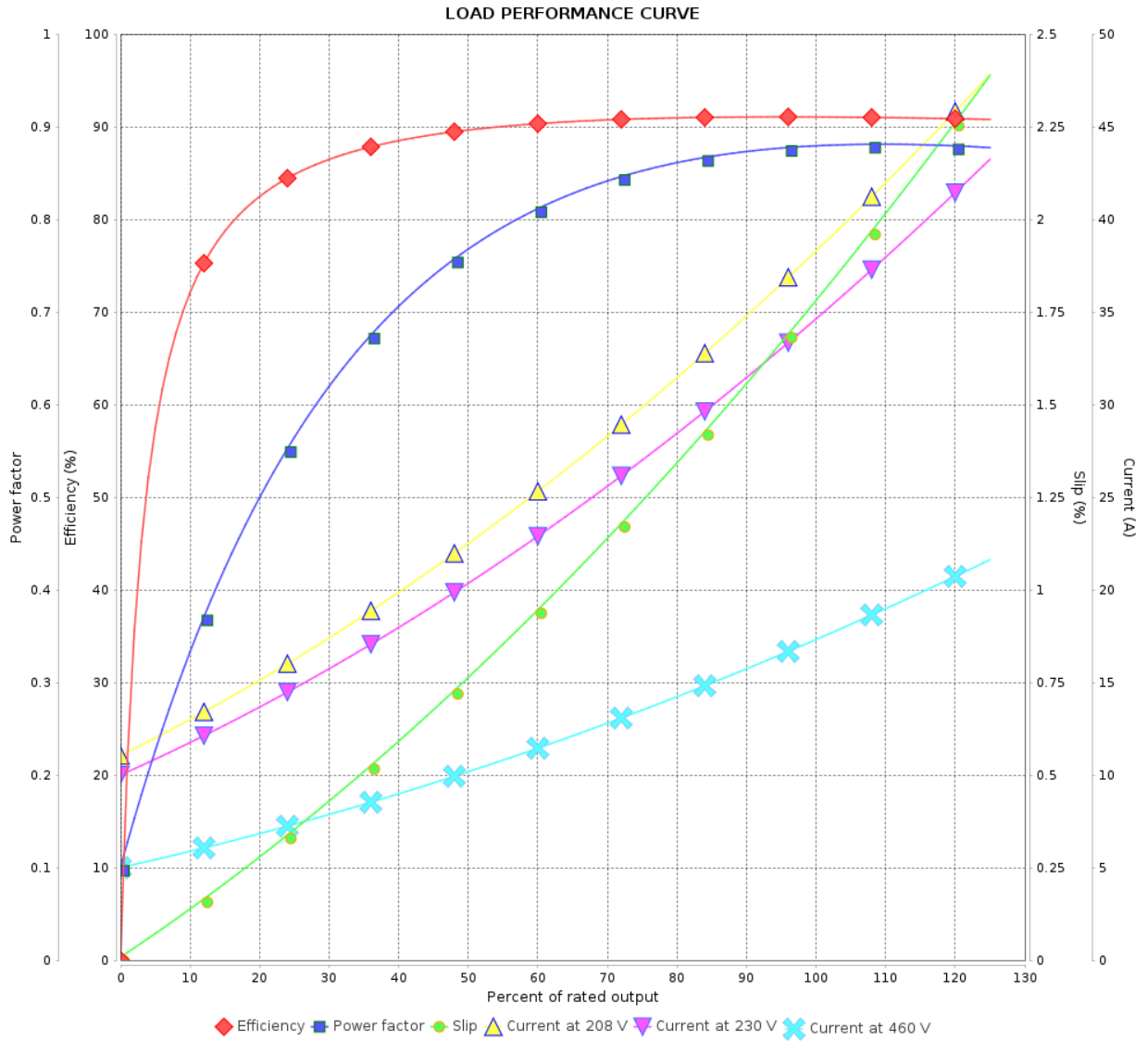
Three Phase Induction Motor - Squirrel Cage



Customer :

Product line : W22 NEMA Premium Efficiency Three-Phase

Product code : 12447060



Rev.	Changes Summary	Performed	Checked	Date
Performed by			Page 3 / 9	Revision
Checked by				
Date 07/04/2026				

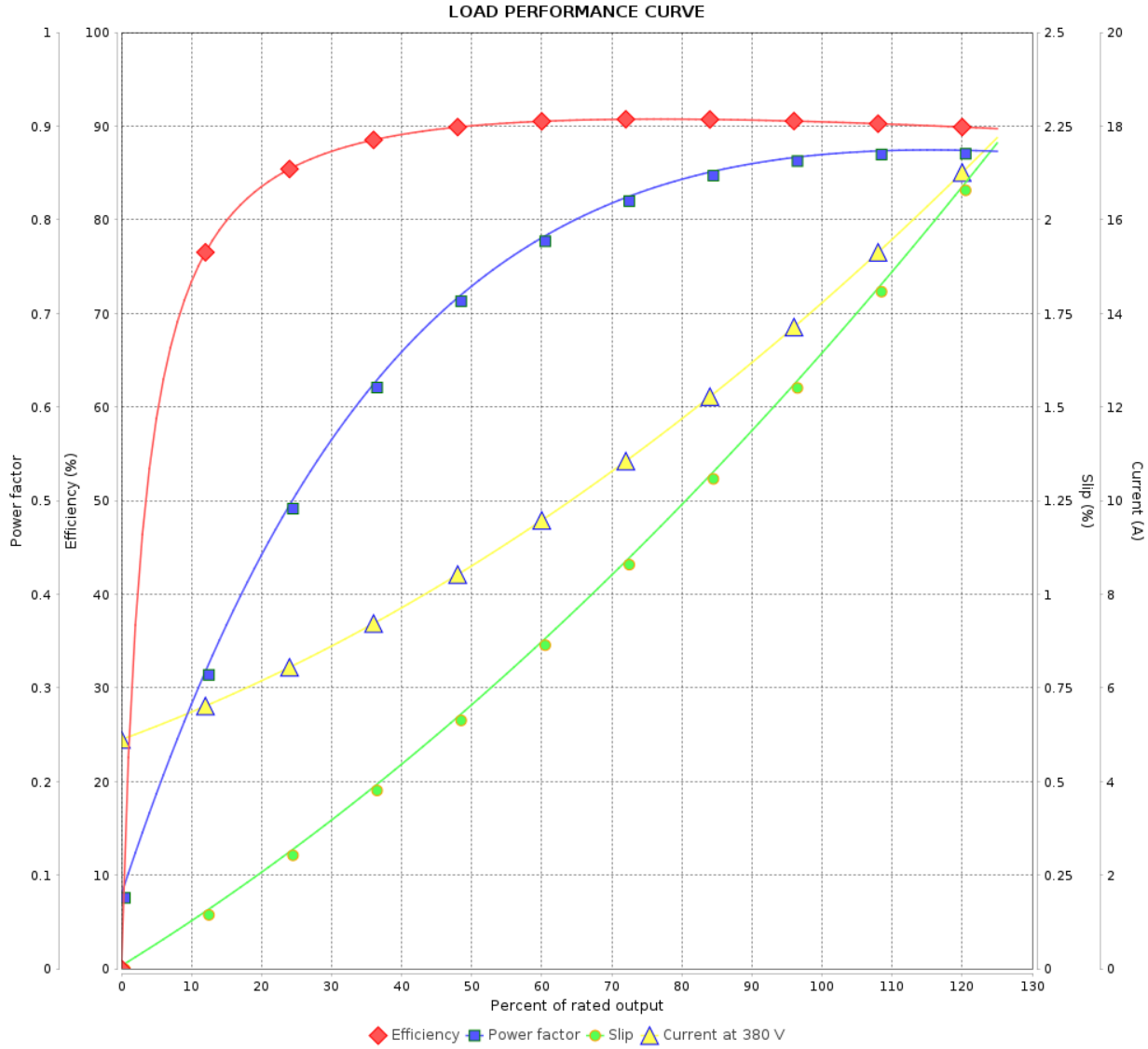
LOAD PERFORMANCE CURVE

Three Phase Induction Motor - Squirrel Cage



Customer :

Product line : W22 NEMA Premium Efficiency Three-Phase Product code : 12447060



Rev.	Changes Summary	Performed	Checked	Date
Performed by		Page 4 / 9		Revision
Checked by				
Date				

LOAD PERFORMANCE CURVE

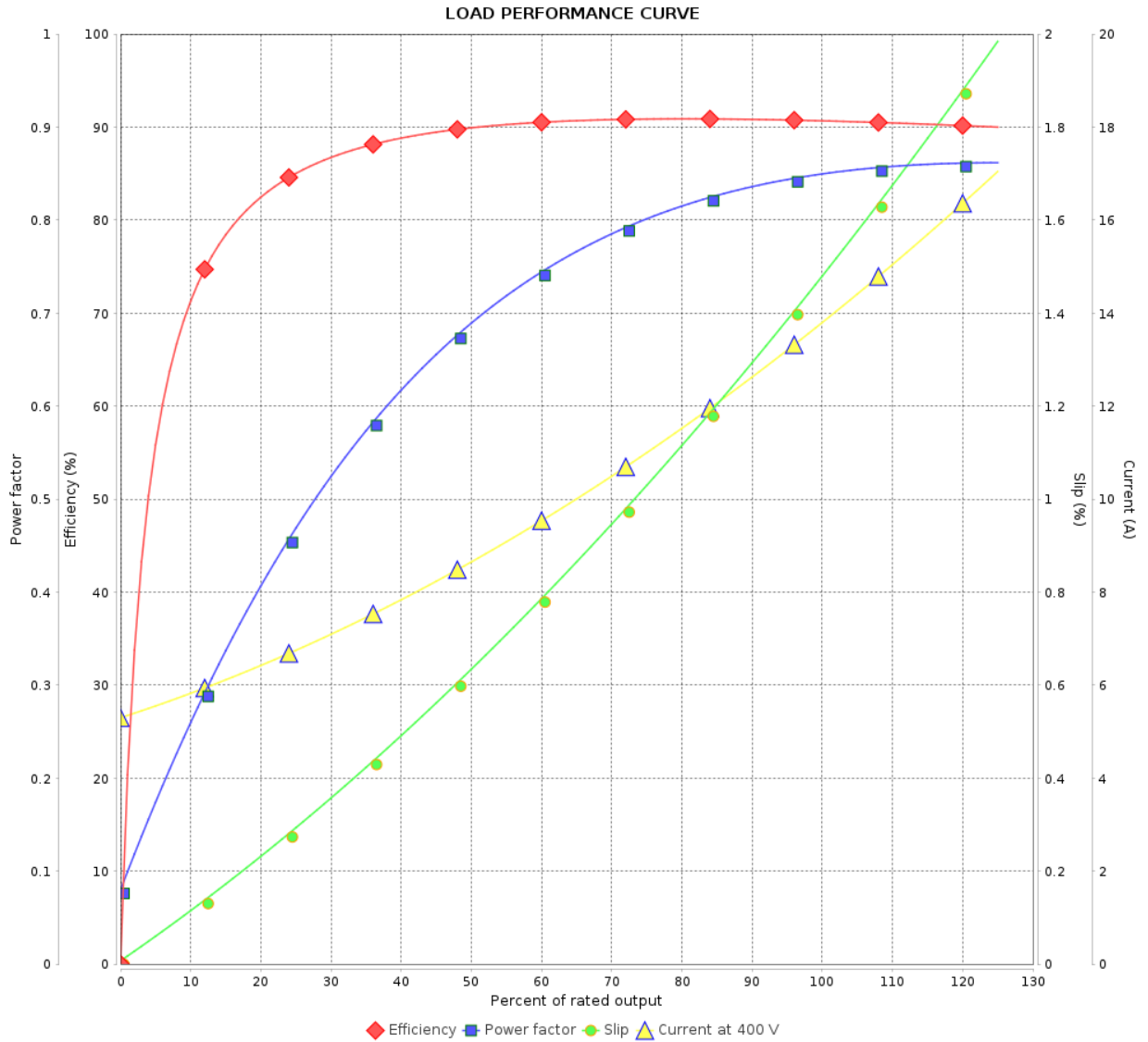
Three Phase Induction Motor - Squirrel Cage



Customer :

Product line : W22 NEMA Premium Efficiency Three-Phase

Product code : 12447060



Rev.	Changes Summary	Performed	Checked	Date
Performed by			Page 5 / 9	Revision
Checked by				
Date	07/04/2026			

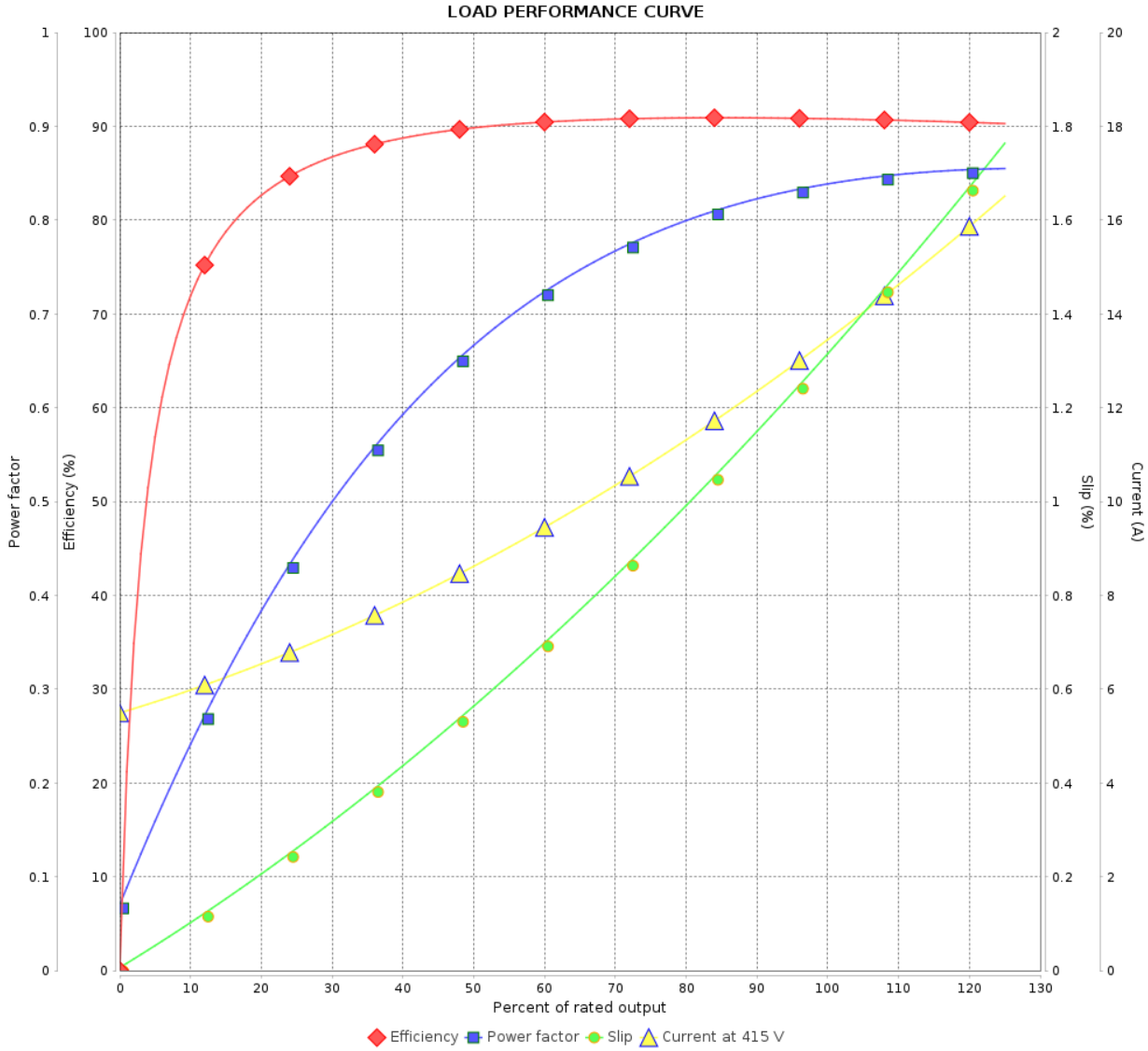
LOAD PERFORMANCE CURVE

Three Phase Induction Motor - Squirrel Cage



Customer : _____

Product line : W22 NEMA Premium Efficiency Three-Phase Product code : 12447060



Rev.	Changes Summary	Performed	Checked	Date
Performed by		Page 6 / 9		Revision
Checked by				
Date				

LOAD PERFORMANCE CURVE

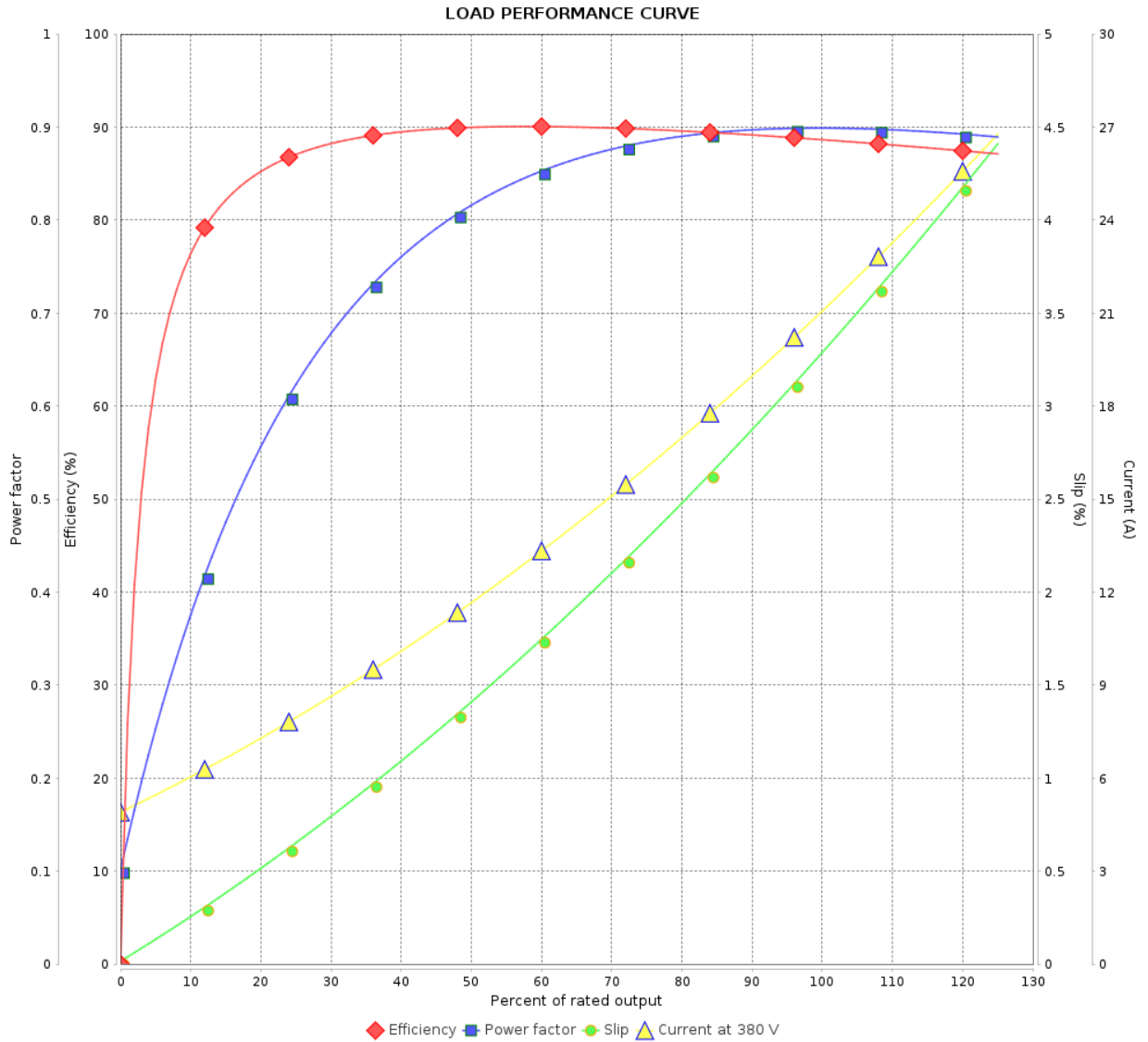
Three Phase Induction Motor - Squirrel Cage



Customer :

Product line : W22 NEMA Premium Efficiency Three-Phase

Product code : 12447060



Rev.	Changes Summary	Performed	Checked	Date
Performed by			Page 7 / 9	Revision
Checked by				
Date	07/04/2026			

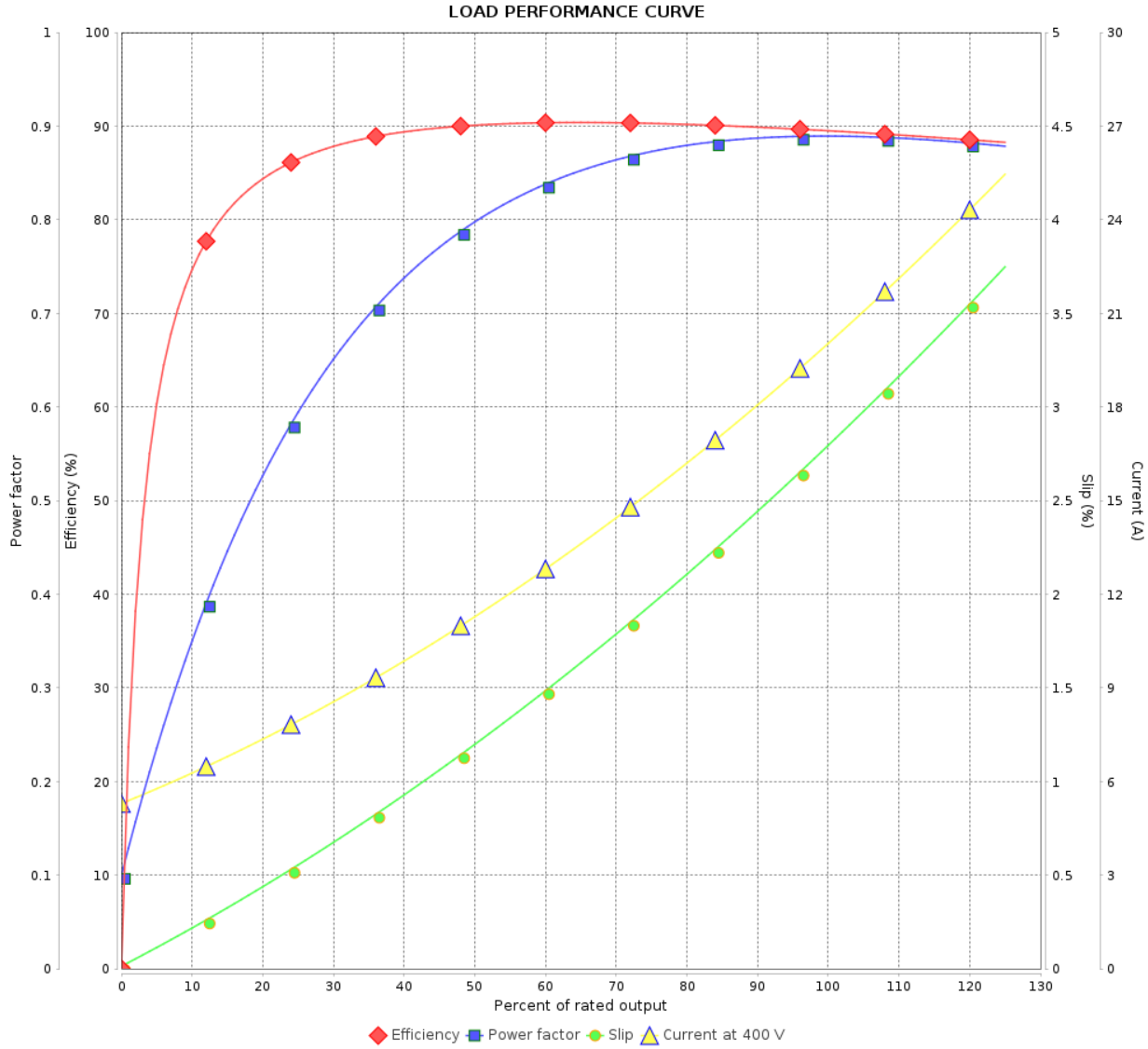
LOAD PERFORMANCE CURVE

Three Phase Induction Motor - Squirrel Cage



Customer : _____

Product line : W22 NEMA Premium Efficiency Three-Phase Product code : 12447060



Rev.	Changes Summary	Performed	Checked	Date
Performed by			Page 8 / 9	Revision
Checked by				
Date				

LOAD PERFORMANCE CURVE

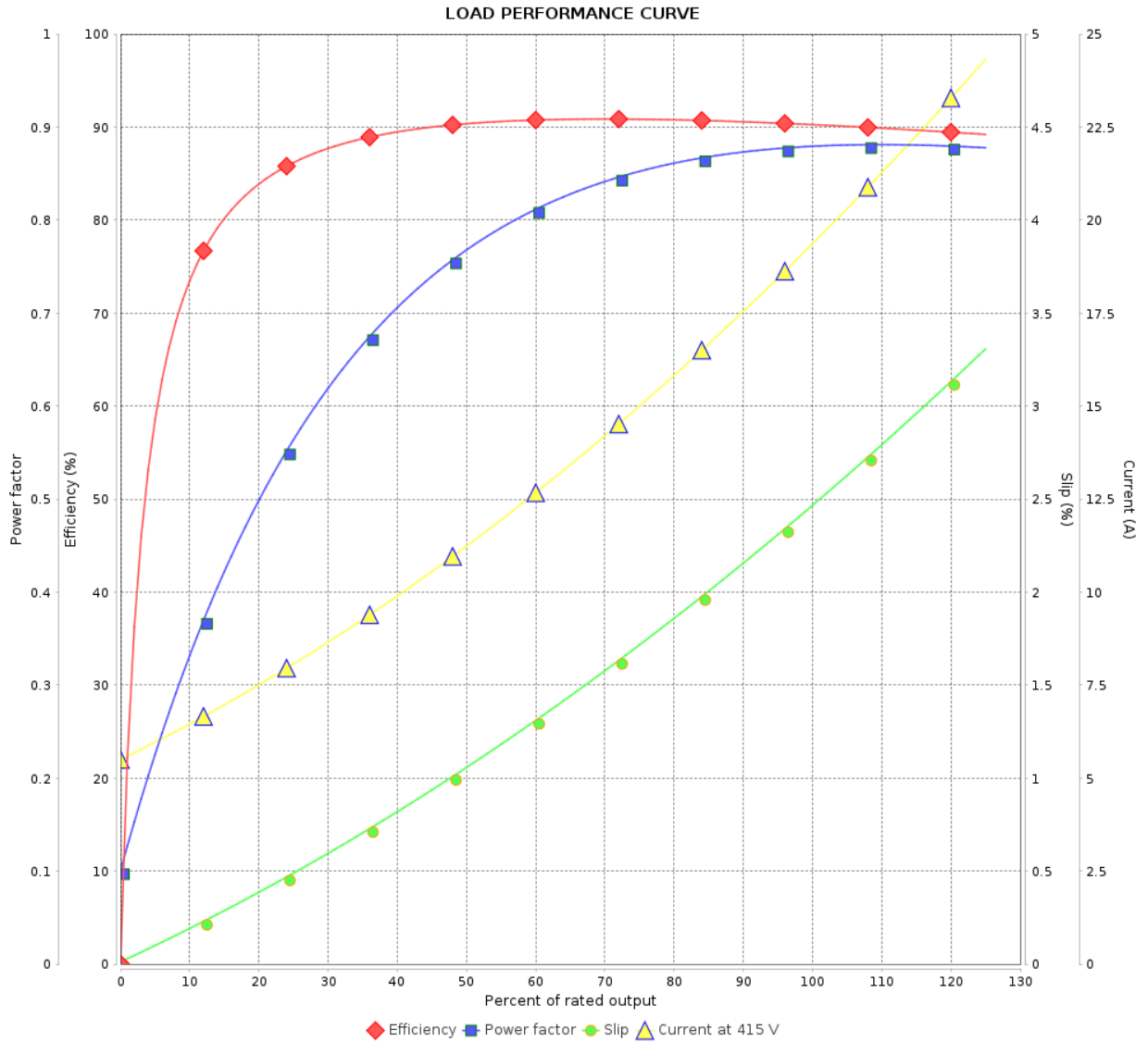
Three Phase Induction Motor - Squirrel Cage



Customer :

Product line : W22 NEMA Premium Efficiency Three-Phase

Product code : 12447060



Rev.	Changes Summary	Performed	Checked	Date
Performed by			Page 9 / 9	Revision
Checked by				
Date				