

DATA SHEET

Three Phase Induction Motor - Squirrel Cage



Customer :

Product line : W22 NEMA Premium Efficiency Three-Phase Product code : 11606445

Frame	: 254/6TC	Cooling method	: IC411 - TEFC
Insulation class	: F	Mounting	: F-1
Duty cycle	: Cont.(S1)	Rotation ¹	: Both (CW and CCW)
Ambient temperature	: -20°C to +40°C	Starting method	: Direct On Line
Altitude	: 1000 m.a.s.l.	Approx. weight ³	: 127 kg
Protection degree	: IP55	Moment of inertia (J)	: 0.1867 kgm ²
Design	: B		

Output [HP]	10	10	10	10
Poles	6	6	6	6
Frequency [Hz]	60	50	50	50
Rated voltage [V]	230/460	380	400	415
Rated current [A]	26.5/13.3	15.6	15.1	14.8
L. R. Amperes [A]	172/86.2	79.6	86.2	90.0
LRC [A]	6.5x(Code H)	5.1x(Code F)	5.7x(Code G)	6.1x(Code H)
No load current [A]	14.2/7.10	6.90	7.50	8.00
Rated speed [RPM]	1177	968	970	975
Slip [%]	1.92	3.20	3.00	2.50
Rated torque [kgfm]	6.17	7.50	7.48	7.44
Locked rotor torque [%]	229	170	200	220
Breakdown torque [%]	280	220	240	260
Service factor	1.25	1.00	1.15	1.15
Temperature rise	80 K	105 K	105 K	80 K
Locked rotor time	36s (cold) 20s (hot)	39s (cold) 22s (hot)	37s (cold) 21s (hot)	36s (cold) 20s (hot)
Noise level ²	59.0 dB(A)	57.0 dB(A)	57.0 dB(A)	57.0 dB(A)
Efficiency (%)	25%			
	50%	90.2	90.0	89.5
	75%	91.0	89.5	90.2
	100%	91.0	89.1	89.5
Power Factor	25%			
	50%	0.59	0.66	0.60
	75%	0.71	0.77	0.72
	100%	0.78	0.82	0.79

Losses at normative operating points (speed;torque), in percentage of rated output power

Losses (%)	P1 (0,9;1,0)	9.7	12.0	11.5	11.5
	P2 (0,5;1,0)	8.3	10.2	9.8	9.8
	P3 (0,25;1,0)	7.7	9.5	9.1	9.1
	P4 (0,9;0,5)	5.2	6.4	6.2	6.2
	P5 (0,5;0,5)	3.7	4.5	4.3	4.3
	P6 (0,5;0,25)	2.7	3.3	3.2	3.2
	P7 (0,25;0,25)	1.9	2.4	2.3	2.3

	<u>Drive end</u>	<u>Non drive end</u>	Foundation loads	
Bearing type	: 6309 C3	6209 C3	Max. traction	: 241 kgf
Sealing	: V'Ring	V'Ring	Max. compression	: 368 kgf
Lubrication interval	: 20000 h	20000 h		
Lubricant amount	: 13 g	9 g		
Lubricant type	: Mobil Polyrex EM			

This revision replaces and cancel the previous one, which must be eliminated.
 (1) Looking the motor from the shaft end.
 (2) Measured at 1m and with tolerance of +3dB(A).
 (3) Approximate weight subject to changes after manufacturing process.

These are average values based on tests with sinusoidal power supply, subject to the tolerances stipulated in NEMA MG-1.

Rev.	Changes Summary	Performed	Checked	Date
Performed by				
Checked by				
Date	09/05/2025		Page 1 / 6	Revision

DATA SHEET

Three Phase Induction Motor - Squirrel Cage



Customer :

Notes
USABLE @208V 28.5A SF 1.15 SFA 32.8A

Rev.	Changes Summary		Performed	Checked	Date
Performed by			Page		Revision
Checked by					
Date	09/05/2025				
			2 / 6		

LOAD PERFORMANCE CURVE

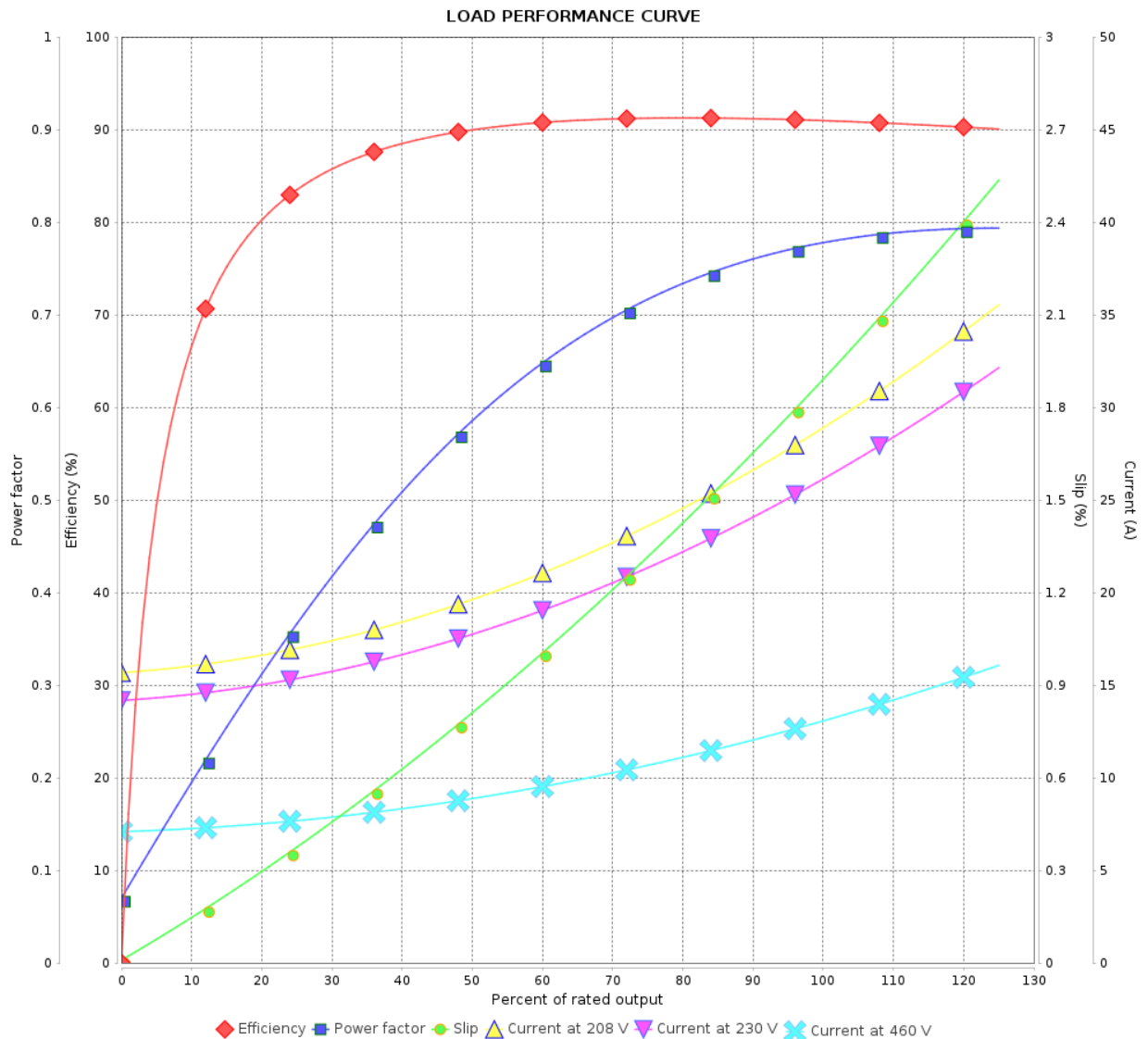
Three Phase Induction Motor - Squirrel Cage



Customer :

Product line : W22 NEMA Premium Efficiency
Three-Phase

Product code : 11606445



Performance : 230/460 V 60 Hz 6P

Rated current : 26.5/13.3 A
LRC : 6.5
Rated torque : 6.17 kgfm
Locked rotor torque : 229 %
Breakdown torque : 280 %
Rated speed : 1177 rpm

Moment of inertia (J) : 0.1867 kgm²
Duty cycle : Cont.(S1)
Insulation class : F
Service factor : 1.25
Temperature rise : 80 K
Design : B

Rev.	Changes Summary		Performed	Checked	Date
Performed by			Page 3 / 6		Revision
Checked by					
Date					
	09/05/2025				

LOAD PERFORMANCE CURVE

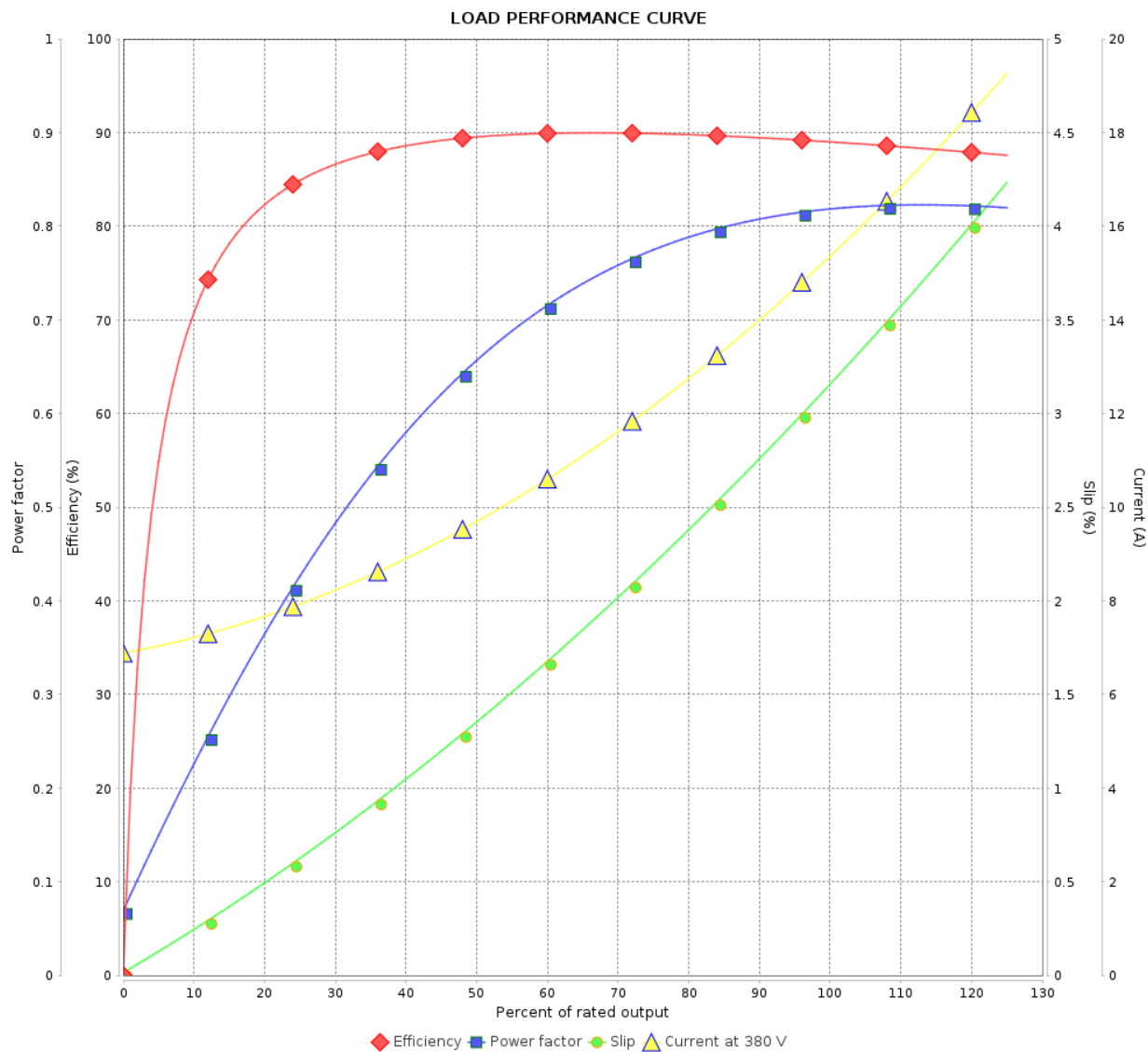
Three Phase Induction Motor - Squirrel Cage



Customer : _____

Product line : W22 NEMA Premium Efficiency
Three-Phase

Product code : 11606445



Performance : 380 V 50 Hz 6P IE3

Rated current : 15.6 A
LRC : 5.1
Rated torque : 7.50 kgfm
Locked rotor torque : 170 %
Breakdown torque : 220 %
Rated speed : 968 rpm

Moment of inertia (J) : 0.1867 kgm²
Duty cycle : Cont.(S1)
Insulation class : F
Service factor : 1.00
Temperature rise : 105 K
Design : B

Rev.	Changes Summary		Performed	Checked	Date
Performed by				Page	Revision
Checked by				4 / 6	
Date					

LOAD PERFORMANCE CURVE

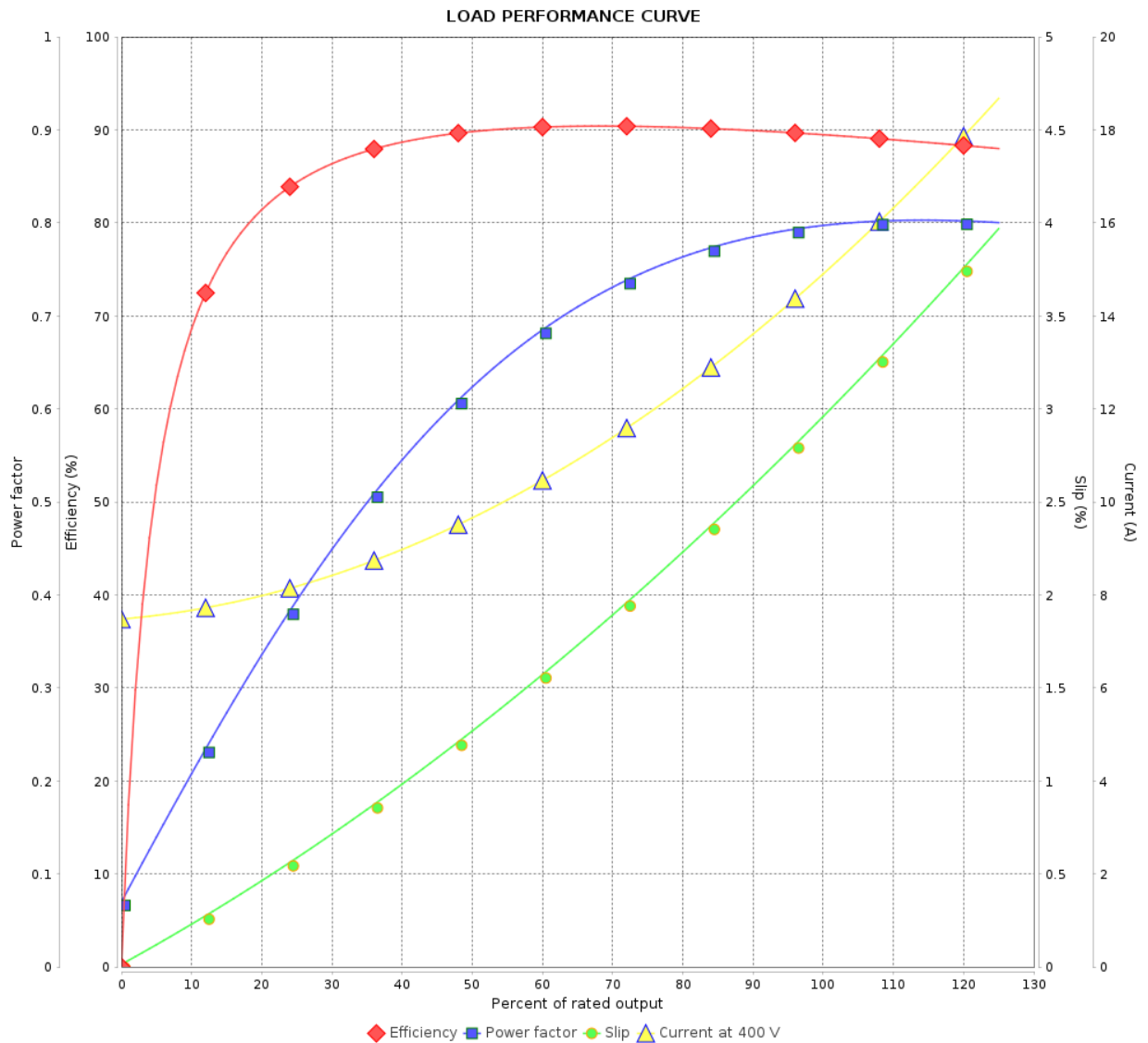
Three Phase Induction Motor - Squirrel Cage



Customer :

Product line : W22 NEMA Premium Efficiency
Three-Phase

Product code : 11606445



Performance : 400 V 50 Hz 6P IE3

Rated current	: 15.1 A	Moment of inertia (J)	: 0.1867 kgm ²
LRC	: 5.7	Duty cycle	: Cont.(S1)
Rated torque	: 7.48 kgfm	Insulation class	: F
Locked rotor torque	: 200 %	Service factor	: 1.15
Breakdown torque	: 240 %	Temperature rise	: 105 K
Rated speed	: 970 rpm	Design	: B

Rev.	Changes Summary	Performed	Checked	Date
Performed by				
Checked by				
Date	09/05/2025		Page 5 / 6	Revision

LOAD PERFORMANCE CURVE

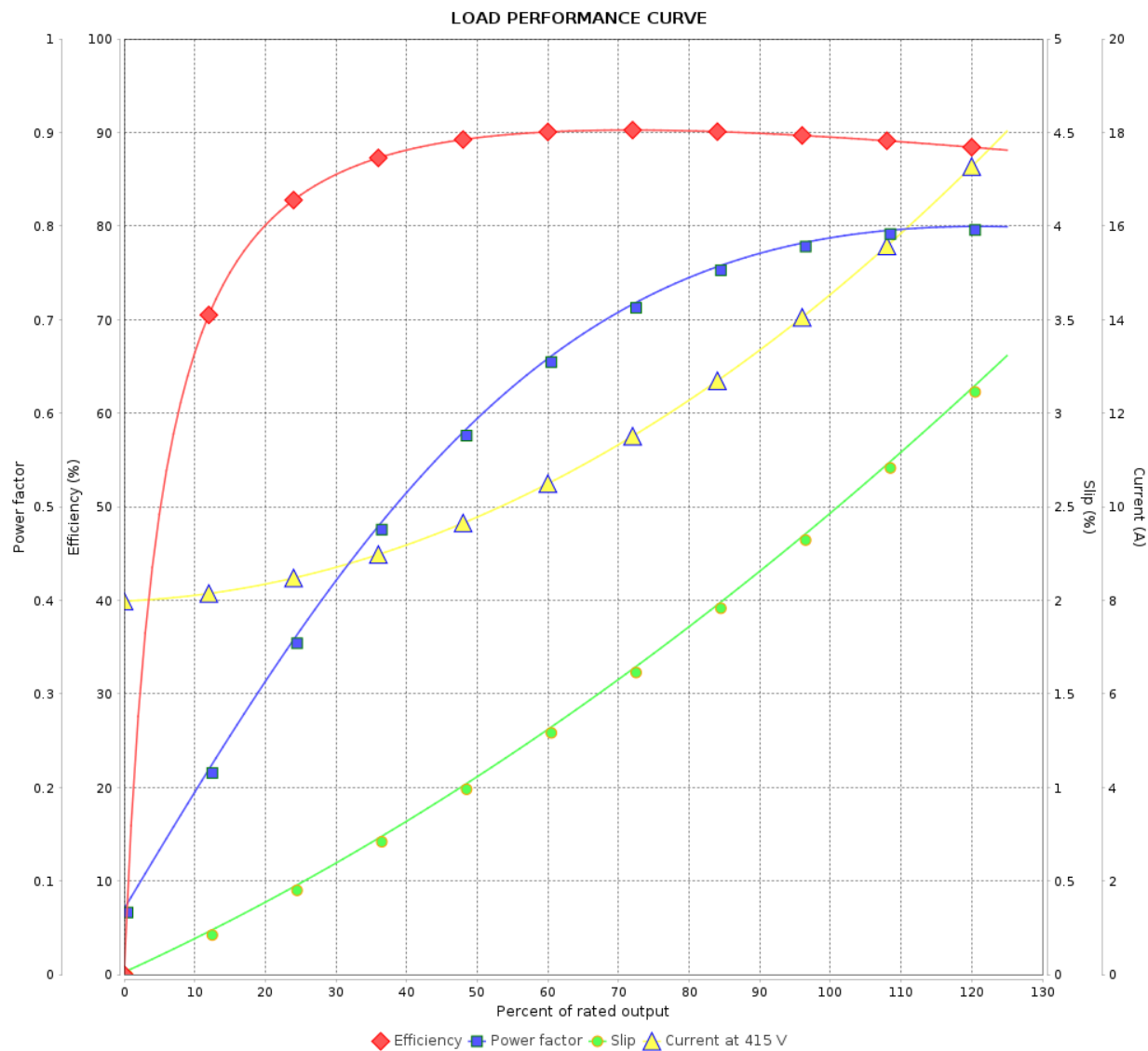
Three Phase Induction Motor - Squirrel Cage



Customer :

Product line : W22 NEMA Premium Efficiency
Three-Phase

Product code : 11606445



Performance : 415 V 50 Hz 6P IE3

Rated current : 14.8 A
LRC : 6.1
Rated torque : 7.44 kgfm
Locked rotor torque : 220 %
Breakdown torque : 260 %
Rated speed : 975 rpm

Moment of inertia (J) : 0.1867 kgm²
Duty cycle : Cont.(S1)
Insulation class : F
Service factor : 1.15
Temperature rise : 80 K
Design : B

Rev.	Changes Summary		Performed	Checked	Date
Performed by				Page 6 / 6	Revision
Checked by					
Date	09/05/2025				